

TOTAL HEADCOUNT FALL 2016-SPRING 2017



DUAL CREDIT TOTAL COLLEGE HEADCOUNT

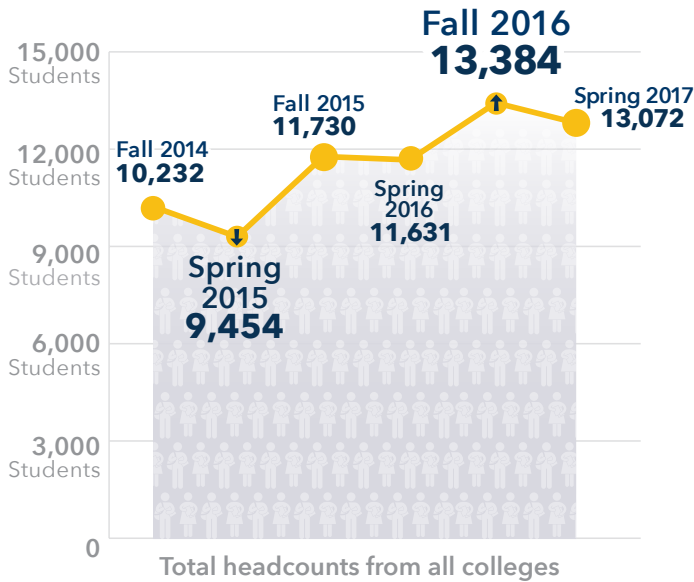
FALL 2016 **13,384** STUDENTS

SPRING 2017 **13,072** STUDENTS

BY COLLEGE

	FALL 2016	SPRING 2017
LSC-Cy-fair	3,375	3,007
LSC-Kingwood	2,140	2,295
LSC- Montgomery	2,622	2,561
LSC-North Harris	1,936	2,063
LSC-Tomball	1,196	1,169
LSC- University Park	1,994	1,977

COLLEGE HEADCOUNTS FALL 2014 - SPRING 2017



ATTENDANCE AREAS

18 INDEPENDENT SCHOOL DISTRICTS SERVED

61 HIGH SCHOOLS SERVED

17 CHRISTIAN OR PRIVATE SCHOOLS SERVED

(INDICATED BY OTHER ON THE AIR REPORTS)

INSTRUCTION

FALL 2016
90.9%
22,249
STUDENTS



FACE TO FACE

SPRING 2017
89.9%
19,416
STUDENTS

FALL 2016
7.4%
1,810
STUDENTS



ONLINE

SPRING 2017
7.7%
1,670
STUDENTS

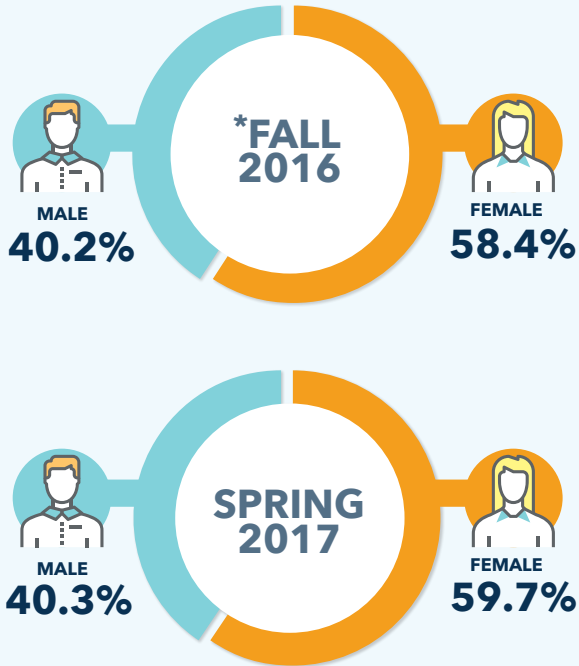
FALL 2016
1.7%
423
STUDENTS



HYBRID

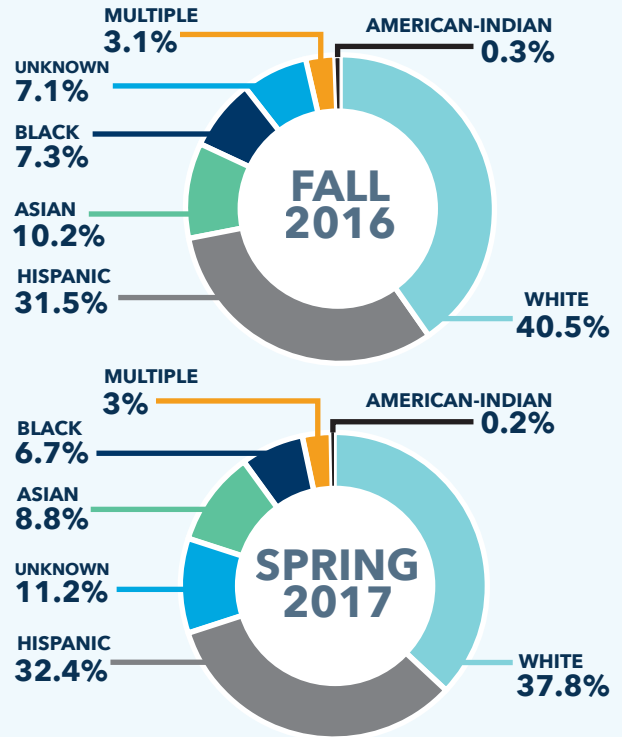
SPRING 2017
2.3%
507
STUDENTS

GENDER DEMOGRAPHICS



*1.4% of students in Fall 2016 did not specify a gender during the Lone Star College application process.

RACE DEMOGRAPHICS



TOP 5 DUAL CREDIT COURSES-SPRING 2017

HIGHEST COURSE SECTION COUNT



ENGL 1302: 223 SECTIONS



GOVT 2305 - 104 SECTIONS



HIST 1302 - 165 SECTIONS



ENGL 1301: 97 SECTIONS



MATH 1314 - 119 SECTIONS