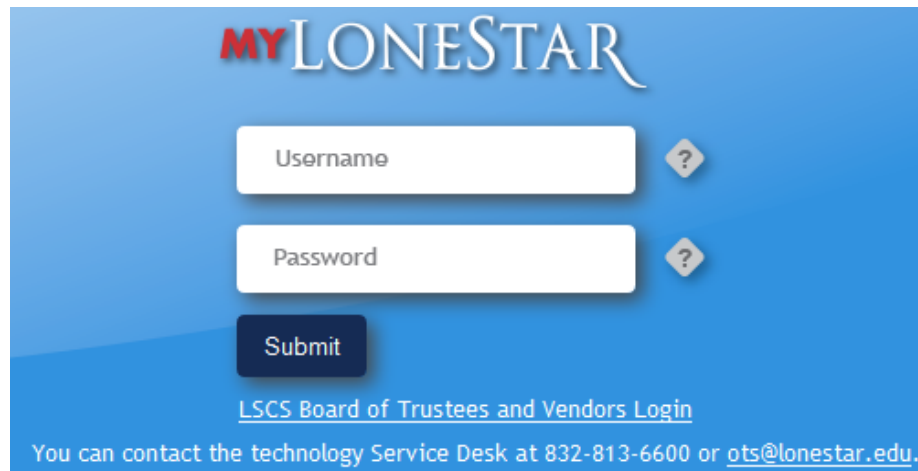


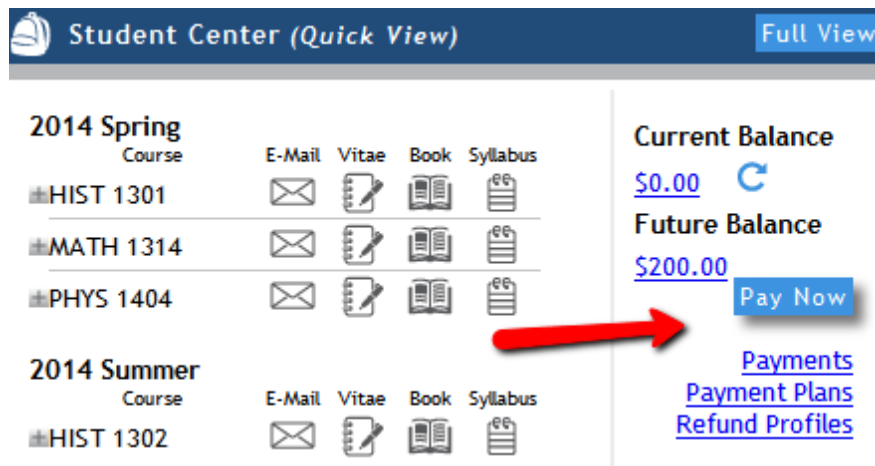


## Creating an Electronic Account for Refunds

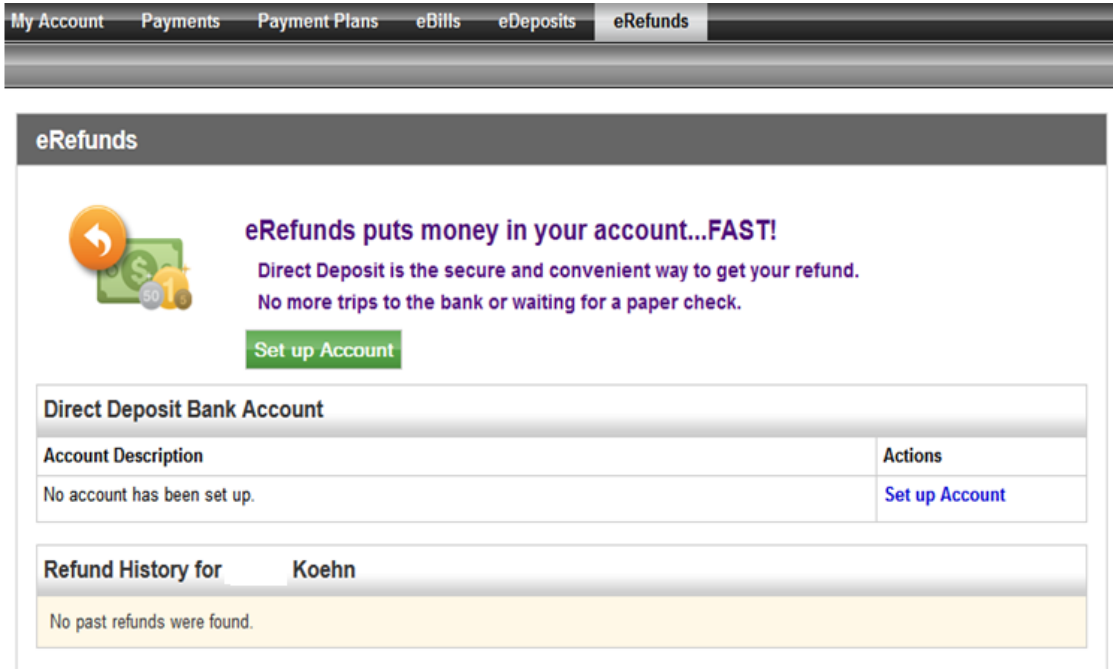
1. Navigate to [www.lonestar.edu](http://www.lonestar.edu)
2. On the top right corner click “myLone Star” to login
3. Type in your username and Password. (if you’ve forgotten your password, you will need to reset it)



4. After you login to your myLoneStar home page, proceed to your Student Center “Quick View” and select “**Pay Now**” or Refund Profiles.




5. Go to “eRefunds” and click on “Set up Account”.



My Account Payments Payment Plans eBills eDeposits eRefunds

### eRefunds

 **eRefunds puts money in your account...FAST!**  
Direct Deposit is the secure and convenient way to get your refund.  
No more trips to the bank or waiting for a paper check.

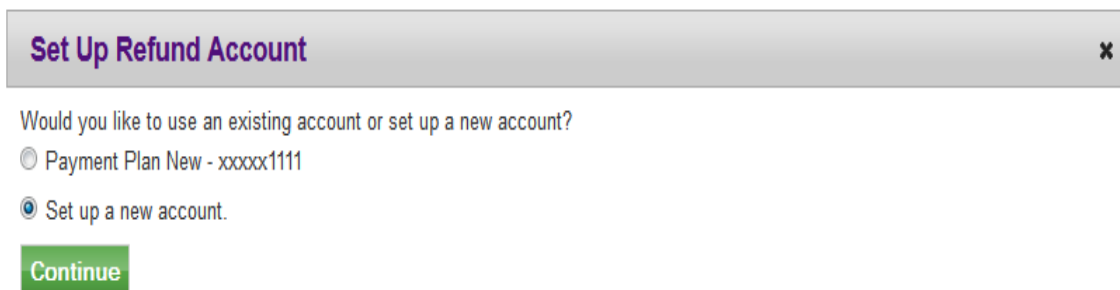
[Set up Account](#)

Direct Deposit Bank Account	
Account Description	Actions
No account has been set up.	<a href="#">Set up Account</a>

Refund History for **Koehn**

No past refunds were found.

6. Click on Set up a new account or use an existing account and continue.



### Set Up Refund Account

Would you like to use an existing account or set up a new account?

Payment Plan New - xxxxx1111

Set up a new account.

[Continue](#)

7. Once you’ve enter your account information, hit “Continue” on the bottom left. (Make sure to have your routing and account number available)

8. Check the box to agree to the terms and Continue.

**Set Up Refund Account**

Name: **Johnson**

Address:  
 1111 Reasearch Forest Dr.  
 The Woodlands TX 77381  
 Depository: WELLS FARGO BANK  
 255 2ND AVE SOUTH  
 MINNEAPOLIS, MN 55479  
 Routing Number: 0659  
 Account Number: xxxxx6789

This agreement is dated Wednesday, February 26, 2014.  
 For fraud detection purposes, your internet address has been logged: 216.7.225.66 at 2/26/14 4:33:57 PM CST  
**Any false information entered hereon constitutes as fraud and subjects the party entering same to felony prosecution under both federal and state laws of the United States. Violators will be prosecuted to the fullest extent of the law.**  
 To revoke this authorization agreement you must contact: [epayhelp@lonestar.edu](mailto:epayhelp@lonestar.edu)  
 Print and retain a copy of this agreement.  
 Please check the box below to agree to the terms and continue.

I Agree

[Print Agreement](#)


[Continue](#) [Cancel](#)

9. This screen will show you that your refund profile is now complete.

My Account
Payments
Payment Plans
eBills
eDeposits
eRefunds

**eRefunds**

Your new ACH refund account has been saved.



**eRefunds puts money in your account...FAST!**

Direct Deposit is the secure and convenient way to get your refund.  
 No more trips to the bank or waiting for a paper check.

Direct Deposit Bank Account	
Account Description	Actions
Wells Fargo Refunds	<a href="#">Edit</a>   <a href="#">Remove</a>

**Note:** TouchNet will send email (myLoneStar email) notifications every time you change your refund profile.