


**MINUTES OF THE
SPECIAL MEETING OF THE BOARD OF TRUSTEES
LONE STAR COLLEGE SYSTEM
TRAINING AND DEVELOPMENT CENTER BOARD ROOM
5000 RESEARCH FOREST DRIVE
THE WOODLANDS, TEXAS 77381
MAY 13, 2010
6:00 p.m.**

PRESENT: Mr. David Vogt
Mr. Chris Daniel, Assistant Secretary

ABSENT: Mr. Randy Bates, Chair
Mr. David Holsey, Vice Chair
Ms. Priscilla Kelly, Secretary
Ms. Priscilla Kelly, Assistant Secretary
Ms. Stephanie Marquard
Mr. Robert Adam
Mr. Bob Wolfe
Mr. Richard Campbell

- I. **CALL TO ORDER:** Mr. Vogt called the meeting to order at 6:01 p.m. after confirming that for canvass purposes, two board members constitute a quorum as provided by Section 67.004(a) of the Texas Election Code.
- II. **CERTIFICATION OF THE POSTING OF THE NOTICE OF THE MEETING:** Helen Clougherty confirmed that the Notice for the meeting had been properly posted. No action was required. A copy is attached as Exhibit "A."
- III. **CANVASSING OF THE MAY 10, 2008 TRUSTEES AND BOND ELECTION RESULTS (ACTION ITEM 1):** Helen Clougherty, Special Assistant to the Chancellor/Board Liaison and Election Administrator, presented the trustee election results, which showed the following candidates elected: David Vogt, Position 5; Bob Wolfe, Position 6; and Linda S. Good, Position 9. Mr. Daniel made a motion to accept the results as presented. Mr. Vogt seconded the motion and the motion passed unanimously. A copy is attached as Exhibit "B."
- VI. **ADJOURNMENT:** At 6:14 p.m. Mr. Vogt adjourned the meeting.

ATTEST:


Mr. David Vogt, Member


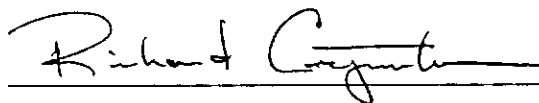

Mr. Chris Daniel, Member

Exhibit "A"

**Certification of Posting of Notice to the May 13, 2010
Special Meeting of the
Lone Star College System
Board of Trustees**

I, Richard Carpenter, Chancellor of the Lone Star College System, do hereby certify that a notice of this Special Meeting was posted on Monday the 10th day of May, 2010 in a place convenient to the public in the Administration Office of the District Services and Training Center, on all college campuses and on the district website as required by Section 551.002 et seq., Texas Government Code. Special notice of the meeting was provided to the news media as required by Section 551.001 et seq., Texas Government Code.

Given under my hand this the 10th day of May, 2010.

A handwritten signature in cursive script, reading "Richard Carpenter", is written over a horizontal line.

Richard Carpenter
Chancellor

Exhibit "B"

Special Action Item

(ACTION ITEM 1)

Board Meeting 5-13-10

Request: Canvassing of the May 8, 2010 Trustees and Bond Election Results

Chancellor's Recommendation: That the Board of Trustees canvass the precinct returns and declare the election results.

Rationale: Section 67.004 of the Texas Election Code requires the governing body of the political subdivision who called the election to canvass the precinct returns and declare the election.

Fiscal Impact: None

Staff Resource: Richard Carpenter 832-813-6515

**Canvass Report — Total Voters — Official
Lone Star College System — Trustees Election — May 08, 2010**

Total Number of Voters : 1,216 of 551,529 = 0.22%

Precincts Reporting 97 of 98 = 98.98%

TRUSTEE POSITION 5

Precinct	Absentee Ballots Cast	Early Ballots Cast	Election Ballots Cast	Total Ballots Cast	Registered Voters	Percent Turnout	Gail Stanart	David Vogt	David Branham	Glenn Ware	Totals
HC-1	0	12	20	32	15438	0.21%	14	6	10	1	31
HC-2	0	15	14	29	15866	0.18%	10	5	14	0	29
HC-3	0	34	14	48	20456	0.23%	16	12	17	2	47
HC-4	0	9	90	99	11157	0.89%	82	4	6	6	98
HC-5	0	15	16	31	17957	0.17%	14	3	13	0	30
HC-6	0	29	27	56	13495	0.41%	14	6	29	7	56
HC-7	0	10	10	20	6299	0.32%	11	2	6	0	19
HC-8	0	8	4	12	6397	0.19%	0	0	10	2	12
HC-9	0	3	3	6	6961	0.09%	0	1	2	2	5
HC-10	0	7	11	18	12035	0.15%	6	4	7	1	18
HC-11	0	19	17	36	9211	0.39%	23	6	6	1	36
HC-12	0	17	10	27	12425	0.22%	15	3	7	1	26
HC-13	0	8	28	36	9241	0.39%	14	11	11	0	36
HC-14	0	13	10	23	9777	0.24%	14	0	7	2	23
HC-15	0	12	16	28	8965	0.31%	13	3	7	5	28
HC-16	0	3	8	11	6068	0.18%	3	1	5	1	10
HC-17	0	6	23	29	11165	0.26%	20	1	6	1	28
HC-18	0	9	11	20	9280	0.22%	8	3	4	5	20
HC-19	0	5	14	19	5987	0.32%	15	2	2	0	19
HC-20	0	14	13	27	8428	0.32%	11	7	8	1	27
HC-21	0	3	0	3	6668	0.04%	2	0	1	0	3
HC-22	1	14	22	37	8926	0.41%	18	10	9	0	37
HC-23	0	21	18	39	8513	0.46%	7	13	15	2	37
HC-24	0	16	8	24	8707	0.28%	1	3	20	0	24
HC-25	0	2	6	8	4031	0.20%	4	0	4	0	8
HC-26	0	1	5	6	6792	0.09%	2	0	3	1	6
HC-27	0	1	2	3	2150	0.14%	2	0	0	1	3
HC-28	0	6	6	12	5478	0.22%	8	0	4	0	12
HC-29	0	7	1	8	5712	0.14%	0	2	5	0	7
HC-30	0	2	10	12	3474	0.35%	6	3	0	3	12
HC-31	0	1	8	9	4723	0.19%	2	2	4	1	9
HC-32	0	1	3	4	3299	0.12%	0	1	3	0	4
HC-33	0	3	1	4	3746	0.11%	1	2	1	0	4
HC-34	0	1	3	4	3847	0.10%	3	0	1	0	4
HC-35	0	3	3	6	3990	0.15%	2	0	3	1	6
HC-36	0	2	2	4	4479	0.09%	0	0	3	1	4
HC-37	0	3	3	6	4870	0.12%	2	3	0	1	6
HC-38	0	1	0	1	2080	0.05%	0	0	1	0	1
HC-39	0	2	5	7	2547	0.27%	1	2	3	1	7

**Canvass Report — Total Voters — Official
Lone Star College System — Trustees Election — May 08, 2010**

Total Number of Voters : 1,216 of 551,529 = 0.22%

Precincts Reporting 97 of 98 = 98.98%

TRUSTEE POSITION 5

Precinct	Absentee Ballots Cast	Early Ballots Cast	Election Ballots Cast	Total Ballots Cast	Registered Voters	Percent Turnout	Gail Stanart	David Vogt	David Branham	Glenn Ware	Totals
HC-40	0	1	0	1	4177	0.02%	1	0	0	0	1
HC-41	0	10	8	18	3541	0.51%	3	0	13	2	18
HC-42	0	13	9	22	5959	0.37%	1	1	16	4	22
HC-43	0	2	3	5	4969	0.10%	1	3	0	0	4
HC-44	0	0	1	1	2382	0.04%	0	0	0	1	1
HC-45	0	3	3	6	1213	0.49%	0	0	2	3	5
HC-46	0	0	0	0	863	00.00%	0	0	0	0	0
HC-47	0	0	2	2	6812	0.03%	0	0	2	0	2
HC-48	0	7	8	15	7982	0.19%	7	3	5	0	15
HC-49	0	3	18	21	17051	0.12%	9	3	6	3	21
HC-50	0	13	13	26	12407	0.21%	7	5	11	3	26
HC-51	0	6	9	15	8960	0.17%	6	0	6	3	15
HC-52	0	3	8	11	12107	0.09%	5	0	4	2	11
HC-53	0	14	26	40	8840	0.45%	15	14	7	1	37
HC-54	0	0	3	3	4245	0.07%	0	0	3	0	3
HC-55	0	5	10	15	5312	0.28%	7	2	6	0	15
HC-56	0	3	3	6	4374	0.14%	4	0	1	1	6
HC-57	0	2	15	17	8337	0.20%	11	3	1	2	17
HC-58	0	2	0	2	1663	0.12%	0	0	2	0	2
HC-59	0	2	0	2	3965	0.05%	1	1	0	0	2
HC-60	0	0	1	1	3910	0.03%	0	1	0	0	1
HC-61	0	1	3	4	3699	0.11%	2	0	2	0	4
HC-62	0	0	4	4	2279	0.18%	0	2	1	1	4
HC-63	0	0	5	5	2078	0.24%	5	0	0	0	5
HC-64	0	2	6	8	3905	0.20%	5	0	3	0	8
HC-65	0	1	0	1	2451	0.04%	0	0	1	0	1
HC-66	0	0	3	3	2566	0.12%	1	1	1	0	3
HC-67	0	1	1	2	3030	0.07%	1	0	1	0	2
HC-68	0	1	2	3	5271	0.06%	0	0	2	1	3
HC-69	0	0	2	2	1745	0.11%	1	0	0	1	2
HC-70	0	1	0	1	1792	0.06%	0	1	0	0	1
HC-71	0	4	8	12	4166	0.29%	0	3	7	2	12
HC-72	0	0	0	0	2091	00.00%	0	0	0	0	0
HC-73	0	0	0	0	1953	00.00%	0	0	0	0	0
HC-74	0	2	1	3	3554	0.08%	0	1	1	1	3
HC-75	0	37	0	37	4421	0.84%	2	24	0	11	37
HC-76	0	5	4	9	2728	0.33%	0	3	5	1	9
HC-77	0	7	3	10	3302	0.30%	2	4	1	3	10
HC-78	0	0	3	3	2470	0.12%	1	0	2	0	3

**Canvass Report — Total Voters — Official
Lone Star College System — Trustees Election — May 08, 2010**

Total Number of Voters : 1,216 of 551,529 = 0.22%

Precincts Reporting 97 of 98 = 98.98%

TRUSTEE POSITION 5

Precinct	Absentee Ballots Cast	Early Ballots Cast	Election Ballots Cast	Total Ballots Cast	Registered Voters	Percent Turnout	Gail Stanart	David Vogt	David Branham	Glenn Ware	Totals
HC-79	0	1	1	2	3611	0.06%	1	0	0	1	2
HC-80	0	0	1	1	2046	0.05%	0	1	0	0	1
HC-81	0	1	5	6	2265	0.26%	1	0	2	2	5
HC-82	0	1	7	8	1566	0.51%	7	0	1	0	8
HC-83	0	0	1	1	2087	0.05%	1	0	0	0	1
HC-84	0	0	1	1	2506	0.04%	1	0	0	0	1
HC-85	0	0	1	1	961	0.10%	1	0	0	0	1
HC-86	0	1	4	5	2910	0.17%	1	0	3	1	5
HC-87	0	1	2	3	2357	0.13%	1	1	0	1	3
HC-88	0	0	3	3	2452	0.12%	3	0	0	0	3
HC-89	0	0	0	0	2277	00.00%	0	0	0	0	0
HC-90	0	0	1	1	2230	0.04%	0	1	0	0	1
HC-91	0	0	3	3	4505	0.07%	0	0	2	1	3
HC-92	0	1	1	2	3796	0.05%	1	0	1	0	2
HC-94	0	2	9	11	2913	0.38%	1	2	5	3	11
HC-95	0	7	7	14	11572	0.12%	6	8	0	0	14
HC-96	0	1	2	3	1748	0.17%	0	0	3	0	3
HC-97	0	0	4	4	904	0.44%	4	0	0	0	4
HC-98	0	0	7	7	1888	0.37%	4	3	0	0	7
HC-99	0	0	0	0	3725	00.00%	0	0	0	0	0
Totals	1	505	7,10	1216	551529		495	212	386	105	1198

Canvass Report — Total Voters — Official
Lone Star College System — Trustees Election — May 08, 2010

Total Number of Voters : 1,216 of 551,529 = 0.22%

Precincts Reporting 97 of 98 = 98.98%

TRUSTEE POSITION 6

Precinct	Absentee Ballots Cast	Early Ballots Cast	Election Ballots Cast	Total Ballots Cast	Registered Voters	Percent Turnout	Bob Wolfe	Rick Diaz	Elizabeth "Liz" Jensen	Margaret L. Cox	Totals
HC-1	0	12	20	32	15438	0.21%	12	0	3	12	27
HC-2	0	15	14	29	15866	0.18%	11	0	1	14	26
HC-3	0	34	14	48	20456	0.23%	23	4	3	14	44
HC-4	0	9	90	99	11157	0.89%	77	3	5	10	95
HC-5	0	15	16	31	17957	0.17%	13	1	2	12	28
HC-6	0	29	27	56	13495	0.41%	13	0	9	30	52
HC-7	0	10	10	20	6299	0.32%	4	1	4	11	20
HC-8	0	8	4	12	6397	0.19%	1	0	0	11	12
HC-9	0	3	3	6	6961	0.09%	0	2	1	2	5
HC-10	0	7	11	18	12035	0.15%	6	1	0	8	15
HC-11	0	19	17	36	9211	0.39%	27	0	1	5	33
HC-12	0	17	10	27	12425	0.22%	14	0	0	7	21
HC-13	0	8	28	36	9241	0.39%	9	3	5	13	30
HC-14	0	13	10	23	9777	0.24%	9	0	2	9	20
HC-15	0	12	16	28	8965	0.31%	8	1	4	12	25
HC-16	0	3	8	11	6068	0.18%	3	1	0	7	11
HC-17	0	6	23	29	11165	0.26%	15	0	3	7	25
HC-18	0	9	11	20	9280	0.22%	9	0	5	5	19
HC-19	0	5	14	19	5987	0.32%	12	1	1	3	17
HC-20	0	14	13	27	8428	0.32%	13	0	2	10	25
HC-21	0	3	0	3	6668	0.04%	2	0	0	1	3
HC-22	1	14	22	37	8926	0.41%	22	1	3	8	34
HC-23	0	21	18	39	8513	0.46%	9	1	0	27	37
HC-24	0	16	8	24	8707	0.28%	2	3	1	18	24
HC-25	0	2	6	8	4031	0.20%	1	0	3	4	8
HC-26	0	1	5	6	6792	0.09%	2	0	1	3	6
HC-27	0	1	2	3	2150	0.14%	1	0	0	2	3
HC-28	0	6	6	12	5478	0.22%	6	0	0	4	10
HC-29	0	7	1	8	5712	0.14%	1	1	2	3	7
HC-30	0	2	10	12	3474	0.35%	4	2	3	2	11
HC-31	0	1	8	9	4723	0.19%	1	0	0	6	7
HC-32	0	1	3	4	3299	0.12%	1	0	0	3	4
HC-33	0	3	1	4	3746	0.11%	2	0	0	1	3
HC-34	0	1	3	4	3847	0.10%	3	0	0	1	4
HC-35	0	3	3	6	3990	0.15%	1	1	0	4	6
HC-36	0	2	2	4	4479	0.09%	0	0	1	1	2
HC-37	0	3	3	6	4870	0.12%	2	0	2	2	6
HC-38	0	1	0	1	2080	0.05%	0	0	0	1	1
HC-39	0	2	5	7	2547	0.27%	0	4	2	1	7

Canvass Report — Total Voters — Official
Lone Star College System — Trustees Election — May 08, 2010

Total Number of Voters : 1,216 of 551,529 = 0.22%

Precincts Reporting 97 of 98 = 98.98%

TRUSTEE POSITION 6

Precinct	Absentee Ballots Cast	Early Ballots Cast	Election Ballots Cast	Total Ballots Cast	Registered Voters	Percent Turnout	Bob Wolfe	Rick Diaz	Elizabeth "Liz" Jensen	Margaret L. Cox	Totals
HC-40	0	1	0	1	4177	0.02%	0	0	0	1	1
HC-41	0	10	8	18	3541	0.51%	1	1	4	11	17
HC-42	0	13	9	22	5959	0.37%	1	1	4	16	22
HC-43	0	2	3	5	4969	0.10%	2	1	1	1	5
HC-44	0	0	1	1	2382	0.04%	1	0	0	0	1
HC-45	0	3	3	6	1213	0.49%	2	0	0	3	5
HC-46	0	0	0	0	863	00.00%	0	0	0	0	0
HC-47	0	0	2	2	6812	0.03%	0	0	1	0	1
HC-48	0	7	8	15	7982	0.19%	6	0	1	6	13
HC-49	0	3	18	21	17051	0.12%	4	3	4	7	18
HC-50	0	13	13	26	12407	0.21%	11	0	2	13	26
HC-51	0	6	9	15	8960	0.17%	3	2	3	7	15
HC-52	0	3	8	11	12107	0.09%	4	0	1	5	10
HC-53	0	14	26	40	8840	0.45%	24	1	4	8	37
HC-54	0	0	3	3	4245	0.07%	0	0	0	3	3
HC-55	0	5	10	15	5312	0.28%	9	1	0	5	15
HC-56	0	3	3	6	4374	0.14%	2	3	0	1	6
HC-57	0	2	15	17	8337	0.20%	9	4	3	1	17
HC-58	0	2	0	2	1663	0.12%	0	0	0	1	1
HC-59	0	2	0	2	3965	0.05%	1	1	0	0	2
HC-60	0	0	1	1	3910	0.03%	0	0	0	1	1
HC-61	0	1	3	4	3699	0.11%	2	0	0	2	4
HC-62	0	0	4	4	2279	0.18%	0	0	3	1	4
HC-63	0	0	5	5	2078	0.24%	4	0	0	1	5
HC-64	0	2	6	8	3905	0.20%	4	1	0	3	8
HC-65	0	1	0	1	2451	0.04%	0	0	0	1	1
HC-66	0	0	3	3	2566	0.12%	0	0	1	2	3
HC-67	0	1	1	2	3030	0.07%	1	0	0	1	2
HC-68	0	1	2	3	5271	0.06%	0	0	0	3	3
HC-69	0	0	2	2	1745	0.11%	0	0	1	1	2
HC-70	0	1	0	1	1792	0.06%	1	0	0	0	1
HC-71	0	4	8	12	4166	0.29%	3	2	1	6	12
HC-72	0	0	0	0	2091	00.00%	0	0	0	0	0
HC-73	0	0	0	0	1953	00.00%	0	0	0	0	0
HC-74	0	2	1	3	3554	0.08%	0	2	0	1	3
HC-75	0	37	0	37	4421	0.84%	17	0	1	19	37
HC-76	0	5	4	9	2728	0.33%	3	0	0	6	9
HC-77	0	7	3	10	3302	0.30%	0	0	0	10	10
HC-78	0	0	3	3	2470	0.12%	0	3	0	0	3

**Canvass Report — Total Voters — Official
Lone Star College System — Trustees Election — May 08, 2010**

Total Number of Voters : 1,216 of 551,529 = 0.22%

Precincts Reporting 97 of 98 = 98.98%

TRUSTEE POSITION 6

Precinct	Absentee Ballots Cast	Early Ballots Cast	Election Ballots Cast	Total Ballots Cast	Registered Voters	Percent Turnout	Bob Wolfe	Rick Diaz	Elizabeth "Liz" Jensen	Margaret L. Cox	Totals
HC-79	0	1	1	2	3611	0.06%	1	0	0	1	2
HC-80	0	0	1	1	2046	0.05%	1	0	0	0	1
HC-81	0	1	5	6	2265	0.26%	0	3	2	1	6
HC-82	0	1	7	8	1566	0.51%	6	1	0	1	8
HC-83	0	0	1	1	2087	0.05%	0	0	0	0	0
HC-84	0	0	1	1	2506	0.04%	1	0	0	0	1
HC-85	0	0	1	1	961	0.10%	1	0	0	0	1
HC-86	0	1	4	5	2910	0.17%	0	4	0	1	5
HC-87	0	1	2	3	2357	0.13%	1	0	1	1	3
HC-88	0	0	3	3	2452	0.12%	0	1	1	0	2
HC-89	0	0	0	0	2277	00.00%	0	0	0	0	0
HC-90	0	0	1	1	2230	0.04%	0	0	0	0	0
HC-91	0	0	3	3	4505	0.07%	0	0	0	3	3
HC-92	0	1	1	2	3796	0.05%	0	0	0	2	2
HC-94	0	2	9	11	2913	0.38%	4	0	1	6	11
HC-95	0	7	7	14	11572	0.12%	8	0	2	3	13
HC-96	0	1	2	3	1748	0.17%	0	0	0	3	3
HC-97	0	0	4	4	904	0.44%	0	2	1	1	4
HC-98	0	0	7	7	1888	0.37%	3	2	1	0	6
HC-99	0	0	0	0	3725	00.00%	0	0	0	0	0
Totals	1	505	710	1216	551529		480	70	113	464	1127

Canvass Report — Total Voters — Official
Lone Star College System — Trustees Election — May 08, 2010

Total Number of Voters : 1,216 of 551,529 = 0.22%

Precincts Reporting 97 of 98 = 98.98%

TRUSTEE POSITION 7

Precinct	Absentee Ballots Cast	Early Ballots Cast	Election Ballots Cast	Total Ballots Cast	Registered Voters	Percent Turnout	Linda S. Good	Richard Campbell	Vernon Reed	Totals
HC-1	0	12	20	32	15438	0.21%	14	10	2	26
HC-2	0	15	14	29	15866	0.18%	15	10	0	25
HC-3	0	34	14	48	20456	0.23%	19	24	1	44
HC-4	0	9	90	99	11157	0.89%	10	85	1	96
HC-5	0	15	16	31	17957	0.17%	15	12	1	28
HC-6	0	29	27	56	13495	0.41%	35	14	3	52
HC-7	0	10	10	20	6299	0.32%	13	4	2	19
HC-8	0	8	4	12	6397	0.19%	11	1	0	12
HC-9	0	3	3	6	6961	0.09%	4	2	0	6
HC-10	0	7	11	18	12035	0.15%	10	8	0	18
HC-11	0	19	17	36	9211	0.39%	6	26	0	32
HC-12	0	17	10	27	12425	0.22%	8	9	1	18
HC-13	0	8	28	36	9241	0.39%	13	16	1	30
HC-14	0	13	10	23	9777	0.24%	9	9	2	20
HC-15	0	12	16	28	8965	0.31%	16	8	1	25
HC-16	0	3	8	11	6068	0.18%	7	2	0	9
HC-17	0	6	23	29	11165	0.26%	9	6	8	23
HC-18	0	9	11	20	9280	0.22%	5	13	1	19
HC-19	0	5	14	19	5987	0.32%	8	8	1	17
HC-20	0	14	13	27	8428	0.32%	13	12	0	25
HC-21	0	3	0	3	6668	0.04%	1	2	0	3
HC-22	1	14	22	37	8926	0.41%	10	23	1	34
HC-23	0	21	18	39	8513	0.46%	24	9	2	35
HC-24	0	16	8	24	8707	0.28%	16	6	2	24
HC-25	0	2	6	8	4031	0.20%	4	2	0	6
HC-26	0	1	5	6	6792	0.09%	5	0	1	6
HC-27	0	1	2	3	2150	0.14%	2	0	1	3
HC-28	0	6	6	12	5478	0.22%	5	5	0	10
HC-29	0	7	1	8	5712	0.14%	5	2	1	8
HC-30	0	2	10	12	3474	0.35%	3	6	3	12
HC-31	0	1	8	9	4723	0.19%	6	1	0	7
HC-32	0	1	3	4	3299	0.12%	3	1	0	4
HC-33	0	3	1	4	3746	0.11%	1	1	1	3
HC-34	0	1	3	4	3847	0.10%	1	3	0	4
HC-35	0	3	3	6	3990	0.15%	4	0	2	6
HC-36	0	2	2	4	4479	0.09%	1	1	0	2
HC-37	0	3	3	6	4870	0.12%	3	2	1	6
HC-38	0	1	0	1	2080	0.05%	1	0	0	1
HC-39	0	2	5	7	2547	0.27%	5	1	0	6

Canvass Report — Total Voters — Official
Lone Star College System — Trustees Election — May 08, 2010

Total Number of Voters : 1,216 of 551,529 = 0.22%

Precincts Reporting 97 of 98 = 98.98%

TRUSTEE POSITION 7

Precinct	Absentee Ballots Cast	Early Ballots Cast	Election Ballots Cast	Total Ballots Cast	Registered Voters	Percent Turnout	Linda S. Good	Richard Campbell	Vernon Reed	Totals
HC-40	0	1	0	1	4177	0.02%	1	0	0	1
HC-41	0	10	8	18	3541	0.51%	15	1	1	17
HC-42	0	13	9	22	5959	0.37%	20	0	2	22
HC-43	0	2	3	5	4969	0.10%	2	2	1	5
HC-44	0	0	1	1	2382	0.04%	1	0	0	1
HC-45	0	3	3	6	1213	0.49%	3	0	3	6
HC-46	0	0	0	0	863	00.00%	0	0	0	0
HC-47	0	0	2	2	6812	0.03%	1	0	0	1
HC-48	0	7	8	15	7982	0.19%	6	5	1	12
HC-49	0	3	18	21	17051	0.12%	9	8	2	19
HC-50	0	13	13	26	12407	0.21%	13	8	4	25
HC-51	0	6	9	15	8960	0.17%	6	4	5	15
HC-52	0	3	8	11	12107	0.09%	7	3	0	10
HC-53	0	14	26	40	8840	0.45%	11	24	2	37
HC-54	0	0	3	3	4245	0.07%	2	1	0	3
HC-55	0	5	10	15	5312	0.28%	6	9	0	15
HC-56	0	3	3	6	4374	0.14%	3	3	0	6
HC-57	0	2	15	17	8337	0.20%	3	13	1	17
HC-58	0	2	0	2	1663	0.12%	2	0	0	2
HC-59	0	2	0	2	3965	0.05%	0	2	0	2
HC-60	0	0	1	1	3910	0.03%	1	0	0	1
HC-61	0	1	3	4	3699	0.11%	1	2	1	4
HC-62	0	0	4	4	2279	0.18%	3	1	0	4
HC-63	0	0	5	5	2078	0.24%	0	1	2	3
HC-64	0	2	6	8	3905	0.20%	5	2	0	7
HC-65	0	1	0	1	2451	0.04%	1	0	0	1
HC-66	0	0	3	3	2566	0.12%	1	2	0	3
HC-67	0	1	1	2	3030	0.07%	1	1	0	2
HC-68	0	1	2	3	5271	0.06%	2	1	0	3
HC-69	0	0	2	2	1745	0.11%	1	0	1	2
HC-70	0	1	0	1	1792	0.06%	0	0	1	1
HC-71	0	4	8	12	4166	0.29%	8	4	0	12
HC-72	0	0	0	0	2091	00.00%	0	0	0	0
HC-73	0	0	0	0	1953	00.00%	0	0	0	0
HC-74	0	2	1	3	3554	0.08%	1	1	1	3
HC-75	0	37	0	37	4421	0.84%	1	27	8	36
HC-76	0	5	4	9	2728	0.33%	5	3	1	9
HC-77	0	7	3	10	3302	0.30%	1	5	4	10
HC-78	0	0	3	3	2470	0.12%	2	1	0	3

**Canvass Report — Total Voters — Official
Lone Star College System — Trustees Election — May 08, 2010**

Page 9 of 9

05/12/2010 09:27 AM

Total Number of Voters : 1,216 of 551,529 = 0.22%

Precincts Reporting 97 of 98 = 98.98%

TRUSTEE POSITION 7

Precinct	Absentee Ballots Cast	Early Ballots Cast	Election Ballots Cast	Total Ballots Cast	Registered Voters	Percent Turnout	Linda S. Good	Richard Campbell	Vernon Reed	Totals
HC-79	0	1	1	2	3611	0.06%	0	1	1	2
HC-80	0	0	1	1	2046	0.05%	0	1	0	1
HC-81	0	1	5	6	2265	0.26%	2	3	0	5
HC-82	0	1	7	8	1566	0.51%	1	7	0	8
HC-83	0	0	1	1	2087	0.05%	0	0	0	0
HC-84	0	0	1	1	2506	0.04%	0	1	0	1
HC-85	0	0	1	1	961	0.10%	1	0	0	1
HC-86	0	1	4	5	2910	0.17%	3	2	0	5
HC-87	0	1	2	3	2357	0.13%	2	1	0	3
HC-88	0	0	3	3	2452	0.12%	0	1	1	2
HC-89	0	0	0	0	2277	00.00%	0	0	0	0
HC-90	0	0	1	1	2230	0.04%	0	1	0	1
HC-91	0	0	3	3	4505	0.07%	3	0	0	3
HC-92	0	1	1	2	3796	0.05%	2	0	0	2
HC-94	0	2	9	11	2913	0.38%	2	5	4	11
HC-95	0	7	7	14	11572	0.12%	1	12	0	13
HC-96	0	1	2	3	1748	0.17%	3	0	0	3
HC-97	0	0	4	4	904	0.44%	3	1	0	4
HC-98	0	0	7	7	1888	0.37%	1	4	1	6
HC-99	0	0	0	0	3725	00.00%	0	0	0	0
Totals	1	505	710	1216	551529		509	518	88	1115

**Lone Star College System Election Can Report — Total Voters — Official
Montgomery County, Texas — Joint Election — May 08, 2010**

Total Number of Voters : 12,432 of 244,770 = 5.08%

Precincts Reporting 85 of 85 = 100.00%

Number of District Voters: 12,011 of 221,272 = 5.

District Precincts Reporting 79 of 79 = 100.00%

Lone Star College System Trustee Position 5

Precinct	Early Ballots Cast	Election Ballots Cast	Total Ballots Cast	Registered Voters	Percent Turnout	Gail Stanart	David Vogt	David Branham	Glenn Ware	Totals
01	8	10	18	1629	1.10%	8	5	3	1	17
02	69	32	101	1399	7.22%	23	15	28	7	73
03	121	122	243	5239	4.64%	34	72	20	11	137
04	80	73	153	1908	8.02%	16	41	24	9	90
06	52	45	97	3393	2.86%	34	20	16	7	77
07	39	19	58	1656	3.50%	15	4	10	4	33
08	6	6	12	2221	0.54%	5	2	3	2	12
10	116	79	195	2215	8.80%	39	27	33	19	118
11	9	5	14	2574	0.54%	3	4	4	1	12
12	4	16	20	1698	1.18%	1	6	5	0	12
13	12	24	36	2842	1.27%	17	5	6	5	33
14	77	79	156	3037	5.14%	18	23	21	17	79
15	60	281	341	3455	9.87%	65	66	55	31	217
16	55	155	210	3243	6.48%	48	31	45	16	140
17	11	17	28	2598	1.08%	14	6	0	3	23
18	171	84	255	2772	9.20%	39	40	46	33	158
20	204	111	315	2014	15.64%	43	75	59	19	196
21	246	108	354	1755	20.17%	40	102	48	23	213
22	9	12	21	3521	0.60%	6	8	6	0	20
23	9	18	27	2776	0.97%	5	7	10	1	23
24	2	5	7	1222	0.57%	3	2	1	1	7
25	7	21	28	2103	1.33%	12	7	3	0	22
26	42	14	56	2215	2.53%	10	6	10	5	31
27	168	158	326	2731	11.94%	52	82	48	23	205
28	5	4	9	2600	0.35%	3	1	1	3	8
29	129	66	195	5271	3.70%	39	35	34	26	134
30	26	20	46	4502	1.02%	5	12	6	6	29
31	421	299	720	3513	20.50%	135	215	74	33	457
32	146	44	190	2564	7.41%	24	70	11	10	115
33	148	69	217	1751	12.39%	43	73	21	12	149
34	8	20	28	2113	1.33%	11	4	5	3	23
35	20	21	41	2728	1.50%	7	12	10	3	32
36	2	13	15	2679	0.56%	4	2	2	6	14
37	62	67	129	4114	3.14%	23	17	28	10	78
39	1	1	2	106	1.89%	0	1	0	0	1
40	312	230	542	3702	14.64%	66	138	75	38	317
41	43	133	176	3062	5.75%	25	31	28	14	98
42	3	5	8	1148	0.70%	2	1	3	1	7
43	53	308	361	2395	15.07%	65	72	63	20	220

Lone Star College System Election Canvass Report — Total Voters — Official
Montgomery County, Texas — Joint Election — May 08, 2010

Total Number of Voters : 12,432 of 244,770 = 5.08%

Precincts Reporting 85 of 85 = 100.00%

Number of District Voters: 12,011 of 221,272 = 5.

District Precincts Reporting 79 of 79 = 100.00%

Lone Star College System Trustee Position 5

Precinct	Early Ballots Cast	Election Ballots Cast	Total Ballots Cast	Registered Voters	Percent Turnout	Gail Stanart	David Vogt	David Branham	Glenn Ware	Totals
44	98	54	152	1760	8.64%	25	39	27	16	107
45	148	55	203	2613	7.77%	36	55	17	18	126
46	16	52	68	3650	1.86%	14	10	11	9	44
47	7	36	43	4949	0.87%	8	10	7	6	31
48	206	144	350	2600	13.46%	49	135	36	14	234
49	70	83	153	2350	6.51%	34	51	18	9	112
50	16	9	25	2849	0.88%	9	6	6	1	22
51	165	61	226	2454	9.21%	35	45	41	22	143
52	97	72	169	3088	5.47%	33	26	25	23	107
53	194	114	308	2609	11.81%	61	47	47	30	185
54	47	26	73	1455	5.02%	15	6	19	7	47
55	13	16	29	1993	1.46%	11	6	9	1	27
56	71	127	198	4170	4.75%	56	29	33	18	136
57	6	18	24	2237	1.07%	6	5	4	5	20
58	200	128	328	2613	12.55%	39	101	30	25	195
59	81	78	159	1647	9.65%	29	47	12	12	100
60	44	21	65	1224	5.31%	12	16	10	6	44
61	188	169	357	4512	7.91%	44	98	58	14	214
62	183	111	294	2712	10.84%	47	80	42	33	202
64	5	5	10	1993	0.50%	3	2	1	1	7
65	37	17	54	3914	1.38%	18	6	6	8	38
66	11	21	32	3247	0.99%	17	8	1	3	29
67	218	142	360	2797	12.87%	75	107	57	11	250
68	16	40	56	3938	1.42%	10	9	12	6	37
69	140	125	265	4079	6.50%	54	66	35	16	171
70	120	128	248	2849	8.70%	31	68	44	16	159
71	92	98	190	4090	4.65%	37	44	16	11	108
73	121	73	194	1650	11.76%	32	41	26	24	123
74	30	16	46	5052	0.91%	17	14	2	4	37
75	187	282	469	4403	10.65%	79	128	54	32	293
76	18	25	43	2692	1.60%	17	4	9	6	36
77	0	0	0	34	00.00%	0	0	0	0	0
78	204	102	306	4291	7.13%	54	83	50	21	208
79	75	63	138	2205	6.26%	22	32	24	5	83
80	16	31	47	4290	1.10%	18	9	4	5	36
81	117	99	216	3067	7.04%	39	47	40	20	146
82	119	90	209	5151	4.06%	36	24	45	18	123
83	2	8	10	1009	0.99%	2	2	3	1	8
84	53	20	73	3763	1.94%	16	9	12	14	51

**Lone Star College System Election Can Report — Total Voters — Official
Montgomery County, Texas — Joint Election — May 08, 2010**

Total Number of Voters : 12,432 of 244,770 = 5.08%

Precincts Reporting 85 of 85 = 100.00%

Number of District Voters: 12,011 of 221,272 = 5.

District Precincts Reporting 79 of 79 = 100.00%

Lone Star College System Trustee Position 5

Precinct	Early Ballots Cast	Election Ballots Cast	Total Ballots Cast	Registered Voters	Percent Turnout	Gail Stanart	David Vogt	David Branham	Glenn Ware	Totals
85	46	25	71	2809	2.53%	17	13	12	6	48
Totals	6433	5578	12011	221272		2159	2868	1770	920	7717

Lone Star College System Election Can Report — Total Voters — Official
Montgomery County, Texas — Joint Election — May 08, 2010

Total Number of Voters : 12,432 of 244,770 = 5.08%
 Number of District Voters: 12,011 of 221,272 = 5.

Precincts Reporting 85 of 85 = 100.00%
 District Precincts Reporting 79 of 79 = 100.00%

Lone Star College System Trustee Position 6

Precinct	Early Ballots Cast	Election Ballots Cast	Total Ballots Cast	Registered Voters	Percent Turnout	Bob Wolfe	Rick Diaz	Elizabeth "Liz" Jensen	Margaret L. Cox	Totals
01	8	10	18	1629	1.10%	7	4	2	5	18
02	69	32	101	1399	7.22%	30	6	14	20	70
03	121	122	243	5239	4.64%	52	8	28	34	122
04	80	73	153	1908	8.02%	24	8	24	33	89
06	52	45	97	3393	2.86%	32	12	12	18	74
07	39	19	58	1656	3.50%	10	4	15	9	38
08	6	6	12	2221	0.54%	3	0	5	4	12
10	116	79	195	2215	8.80%	19	15	38	43	115
11	9	5	14	2574	0.54%	3	0	4	5	12
12	4	16	20	1698	1.18%	6	1	1	4	12
13	12	24	36	2842	1.27%	18	2	9	4	33
14	77	79	156	3037	5.14%	19	12	27	22	80
15	60	281	341	3455	9.87%	77	12	70	48	207
16	55	155	210	3243	6.48%	31	9	63	40	143
17	11	17	28	2598	1.08%	15	2	1	5	23
18	171	84	255	2772	9.20%	40	17	38	59	154
20	204	111	315	2014	15.64%	51	22	59	48	180
21	246	108	354	1755	20.17%	62	16	47	70	195
22	9	12	21	3521	0.60%	10	1	5	4	20
23	9	18	27	2776	0.97%	7	1	4	12	24
24	2	5	7	1222	0.57%	5	0	1	1	7
25	7	21	28	2103	1.33%	11	1	6	2	20
26	42	14	56	2215	2.53%	7	5	12	12	36
27	168	158	326	2731	11.94%	63	14	65	58	200
28	5	4	9	2600	0.35%	3	0	3	2	8
29	129	66	195	5271	3.70%	45	17	28	40	130
30	26	20	46	4502	1.02%	10	2	9	7	28
31	421	299	720	3513	20.50%	172	29	120	116	437
32	146	44	190	2564	7.41%	44	7	26	32	109
33	148	69	217	1751	12.39%	58	9	29	39	135
34	8	20	28	2113	1.33%	10	1	4	7	22
35	20	21	41	2728	1.50%	9	0	11	11	31
36	2	13	15	2679	0.56%	5	1	0	8	14
37	62	67	129	4114	3.14%	14	12	28	22	76
39	1	1	2	106	1.89%	0	0	1	0	1
40	312	230	542	3702	14.64%	75	26	93	94	288
41	43	133	176	3062	5.75%	27	4	33	32	96
42	3	5	8	1148	0.70%	1	3	1	2	7
43	53	308	361	2395	15.07%	54	15	77	69	215

Lone Star College System Election Can Report — Total Voters — Official
Montgomery County, Texas — Joint Election — May 08, 2010

Total Number of Voters : 12,432 of 244,770 = 5.08%

Precincts Reporting 85 of 85 = 100.00%

Number of District Voters: 12,011 of 221,272 = 5.

District Precincts Reporting 79 of 79 = 100.00%

Lone Star College System Trustee Position 6

Precinct	Early Ballots Cast	Election Ballots Cast	Total Ballots Cast	Registered Voters	Percent Turnout	Bob Wolfe	Rick Diaz	Elizabeth "Liz" Jensen	Margaret L. Cox	Totals
44	98	54	152	1760	8.64%	28	12	28	38	106
45	148	55	203	2613	7.77%	38	5	22	45	110
46	16	52	68	3650	1.86%	14	4	10	13	41
47	7	36	43	4949	0.87%	13	3	9	6	31
48	206	144	350	2600	13.46%	77	18	61	50	206
49	70	83	153	2350	6.51%	43	5	24	27	99
50	16	9	25	2849	0.88%	10	4	2	5	21
51	165	61	226	2454	9.21%	34	15	46	42	137
52	97	72	169	3088	5.47%	23	18	39	28	108
53	194	114	308	2609	11.81%	50	18	61	57	186
54	47	26	73	1455	5.02%	9	5	16	19	49
55	13	16	29	1993	1.46%	8	4	9	6	27
56	71	127	198	4170	4.75%	42	11	35	41	129
57	6	18	24	2237	1.07%	6	3	5	6	20
58	200	128	328	2613	12.55%	64	6	47	51	168
59	81	78	159	1647	9.65%	39	7	24	20	90
60	44	21	65	1224	5.31%	16	5	15	9	45
61	188	169	357	4512	7.91%	57	29	55	57	198
62	183	111	294	2712	10.84%	57	14	45	70	186
64	5	5	10	1993	0.50%	2	1	3	2	8
65	37	17	54	3914	1.38%	10	7	9	10	36
66	11	21	32	3247	0.99%	14	2	6	6	28
67	218	142	360	2797	12.87%	80	16	48	90	234
68	16	40	56	3938	1.42%	9	5	8	13	35
69	140	125	265	4079	6.50%	63	12	45	47	167
70	120	128	248	2849	8.70%	49	9	34	50	142
71	92	98	190	4090	4.65%	52	10	26	19	107
73	121	73	194	1650	11.76%	29	10	42	35	116
74	30	16	46	5052	0.91%	18	3	6	6	33
75	187	282	469	4403	10.65%	106	28	87	69	290
76	18	25	43	2692	1.60%	15	2	3	15	35
77	0	0	0	34	00.00%	0	0	0	0	0
78	204	102	306	4291	7.13%	66	20	40	62	188
79	75	63	138	2205	6.26%	17	13	20	30	80
80	16	31	47	4290	1.10%	18	1	9	6	34
81	117	99	216	3067	7.04%	58	8	41	39	146
82	119	90	209	5151	4.06%	37	17	39	34	127
83	2	8	10	1009	0.99%	2	2	2	3	9
84	53	20	73	3763	1.94%	14	8	10	20	52

**Lone Star College System Election Can Report — Total Voters — Official
Montgomery County, Texas — Joint Election — May 08, 2010**

Total Number of Voters : 12,432 of 244,770 = 5.08%
Number of District Voters: 12,011 of 221,272 = 5.

Precincts Reporting 85 of 85 = 100.00%
District Precincts Reporting 79 of 79 = 100.00%

Lone Star College System Trustee Position 6

Precinct	Early Ballots Cast	Election Ballots Cast	Total Ballots Cast	Registered Voters	Percent Turnout	Bob Wolfe	Rick Diaz	Elizabeth "Liz" Jensen	Margaret L. Cox	Totals
85	46	25	71	2809	2.53%	12	3	12	22	49
Totals	6433	5578	12011	221272		2428	561	2056	22097	7354

Lone Star College System Election Can Report — Total Voters — Official
Montgomery County, Texas — Joint Election — May 08, 2010

Total Number of Voters : 12,432 of 244,770 = 5.08%
 Number of District Voters: 12,011 of 221,272 = 5.

Precincts Reporting 85 of 85 = 100.00%
 District Precincts Reporting 79 of 79 = 100.00%

Lone Star College System Trustee Position 7

Precinct	Early Ballots Cast	Election Ballots Cast	Total Ballots Cast	Registered Voters	Percent Turnout	Linda S. Good	Richard Campbell	Vernon Reed	Totals
01	8	10	18	1629	1.10%	10	7	1	18
02	69	32	101	1399	7.22%	33	29	11	73
03	121	122	243	5239	4.64%	59	56	9	124
04	80	73	153	1908	8.02%	60	32	6	98
06	52	45	97	3393	2.86%	36	32	9	77
07	39	19	58	1656	3.50%	12	16	7	35
08	6	6	12	2221	0.54%	5	6	1	12
10	116	79	195	2215	8.80%	57	38	24	119
11	9	5	14	2574	0.54%	5	7	0	12
12	4	16	20	1698	1.18%	4	6	2	12
13	12	24	36	2842	1.27%	12	20	2	34
14	77	79	156	3037	5.14%	41	26	14	81
15	60	281	341	3455	9.87%	141	69	21	231
16	55	155	210	3243	6.48%	59	51	32	142
17	11	17	28	2598	1.08%	6	14	3	23
18	171	84	255	2772	9.20%	93	48	18	159
20	204	111	315	2014	15.64%	95	69	26	190
21	246	108	354	1755	20.17%	113	72	26	211
22	9	12	21	3521	0.60%	9	9	2	20
23	9	18	27	2776	0.97%	14	10	1	25
24	2	5	7	1222	0.57%	2	5	0	7
25	7	21	28	2103	1.33%	7	14	0	21
26	42	14	56	2215	2.53%	18	11	4	33
27	168	158	326	2731	11.94%	114	81	20	215
28	5	4	9	2600	0.35%	3	4	1	8
29	129	66	195	5271	3.70%	81	42	12	135
30	26	20	46	4502	1.02%	13	12	5	30
31	421	299	720	3513	20.50%	287	176	24	487
32	146	44	190	2564	7.41%	71	47	4	122
33	148	69	217	1751	12.39%	73	69	5	147
34	8	20	28	2113	1.33%	14	11	1	26
35	20	21	41	2728	1.50%	19	12	2	33
36	2	13	15	2679	0.56%	9	4	1	14
37	62	67	129	4114	3.14%	46	26	4	76
39	1	1	2	106	1.89%	0	0	1	1
40	312	230	542	3702	14.64%	177	100	38	315
41	43	133	176	3062	5.75%	56	35	15	106
42	3	5	8	1148	0.70%	4	1	2	7
43	53	308	361	2395	15.07%	150	67	21	238

**Lone Star College System Election Can Report — Total Voters — Official
Montgomery County, Texas — Joint Election — May 08, 2010**

Total Number of Voters : 12,432 of 244,770 = 5.08%

Precincts Reporting 85 of 85 = 100.00%

Number of District Voters: 12,011 of 221,272 = 5.

District Precincts Reporting 79 of 79 = 100.00%

Lone Star College System Trustee Position 7

Precinct	Early Ballots Cast	Election Ballots Cast	Total Ballots Cast	Registered Voters	Percent Turnout	Linda S. Good	Richard Campbell	Vernon Reed	Totals
44	98	54	152	1760	8.64%	64	37	11	112
45	148	55	203	2613	7.77%	62	62	4	128
46	16	52	68	3650	1.86%	25	16	2	43
47	7	36	43	4949	0.87%	20	12	2	34
48	206	144	350	2600	13.46%	113	104	13	230
49	70	83	153	2350	6.51%	59	40	5	104
50	16	9	25	2849	0.88%	15	8	2	25
51	165	61	226	2454	9.21%	88	44	12	144
52	97	72	169	3088	5.47%	53	46	12	111
53	194	114	308	2609	11.81%	76	68	39	183
54	47	26	73	1455	5.02%	22	19	6	47
55	13	16	29	1993	1.46%	12	14	2	28
56	71	127	198	4170	4.75%	96	47	9	152
57	6	18	24	2237	1.07%	12	10	0	22
58	200	128	328	2613	12.55%	105	84	11	200
59	81	78	159	1647	9.65%	58	40	3	101
60	44	21	65	1224	5.31%	19	24	2	45
61	188	169	357	4512	7.91%	140	77	14	231
62	183	111	294	2712	10.84%	143	56	10	209
64	5	5	10	1993	0.50%	5	4	0	9
65	37	17	54	3914	1.38%	15	19	5	39
66	11	21	32	3247	0.99%	15	16	0	31
67	218	142	360	2797	12.87%	149	89	15	253
68	16	40	56	3938	1.42%	34	5	2	41
69	140	125	265	4079	6.50%	98	80	10	188
70	120	128	248	2849	8.70%	97	52	12	161
71	92	98	190	4090	4.65%	51	50	14	115
73	121	73	194	1650	11.76%	71	37	14	122
74	30	16	46	5052	0.91%	10	22	3	35
75	187	282	469	4403	10.65%	230	105	15	350
76	18	25	43	2692	1.60%	22	15	1	38
77	0	0	0	34	00.00%	0	0	0	0
78	204	102	306	4291	7.13%	121	69	18	208
79	75	63	138	2205	6.26%	61	27	5	93
80	16	31	47	4290	1.10%	18	16	3	37
81	117	99	216	3067	7.04%	88	67	5	160
82	119	90	209	5151	4.06%	65	43	15	123
83	2	8	10	1009	0.99%	5	2	1	8
84	53	20	73	3763	1.94%	32	21	2	55

**Lone Star College System Election Canvass Report — Total Voters — Official
Montgomery County, Texas — Joint Election — May 08, 2010**

Total Number of Voters : 12,432 of 244,770 = 5.08%

Precincts Reporting 85 of 85 = 100.00%

Number of District Voters: 12,011 of 221,272 = 5.

District Precincts Reporting 79 of 79 = 100.00%

Lone Star College System Trustee Position 7

Precinct	Early Ballots Cast	Election Ballots Cast	Total Ballots Cast	Registered Voters	Percent Turnout	Linda S. Good	Richard Campbell	Vernon Reed	Totals
85	46	25	71	2809	2.53%	19	23	8	50
Totals	6433	5578	12011	221272		4396	2904	682	7982

[REDACTED], 2010 Lone Star College System Harris County [REDACTED] Canvass Report — Total Voters — Official [REDACTED]
 Harris County, Texas — General Election — May 08, 2010

Total Number of Voters : 5 of 530 = 0.94%

Precincts Reporting 1 of 1 = 100.00%

Lone Star College System Trustee Position 5

Precinct	Early Ballots Cast	Election Ballots Cast	Total Ballots Cast	Registered Voters	Percent Turnout	Gail Stanart	David Vogt	David Branham	Glenn Ware	Totals
37H	0	5	5	530	0.94%	1	0	0	1	2
Totals	0	5	5	530		1	0	0	1	2

May 8, 2010 Lone Star College System Harris County Voters Canvass Report — Total Voters — Official
 Harris County, Texas — General Election — May 08, 2010

Total Number of Voters : 5 of 530 = 0.94%

Precincts Reporting 1 of 1 = 100.00%

Lone Star College System Trustee Position 6

Precinct	Early Ballots Cast	Election Ballots Cast	Total Ballots Cast	Registered Voters	Percent Turnout	Bob Wolfe	Rick Diaz	Elizabeth "Liz" Jensen	Margaret L. Cox	Totals
37H	0	5	5	530	0.94%	1	1	0	0	2
Totals	0	5	5	530		1	1	0	0	2

[REDACTED] 2010 Lone Star College System Harris County [REDACTED] Voters Canvass Report — Total Voters — Official [REDACTED]
 Harris County, Texas — General Election — May 08, 2010

Total Number of Voters : 5 of 530 = 0.94%

Precincts Reporting 1 of 1 = 100.00%

Lone Star College System Trustee Position 7

Precinct	Early Ballots Cast	Election Ballots Cast	Total Ballots Cast	Registered Voters	Percent Turnout	Linda S. Good	Richard Campbell	Vernon Reed	Totals
37H	0	5	5	530	0.94%	2	0	0	2
Totals	0	5	5	530		2	0	0	2

Canvass Report — Total Voters — Official
Humble Independent School District — Trustee Election — May 08, 2010

Total Number of Voters : 1,105 of 92,434 = 1.20%

Precincts Reporting 6 of 6 = 100.00%

Lone Star College System, TRUSTEE POSITION 5

Precinct	Early Ballots Cast	Election Ballots Cast	Total Ballots Cast	Registered Voters	Percent Turnout	Gail Stanart	David Vogt	David Branham	Glenn Ware	Totals
1	86	45	131	9361	1.40%	19	24	30	12	85
2	31	71	102	15675	0.65%	26	11	25	6	68
3	151	94	245	27886	0.88%	39	30	111	11	191
4	50	58	108	6693	1.61%	34	16	31	7	88
5	120	80	200	15404	1.30%	46	41	51	8	146
6	163	147	310	16217	1.91%	51	51	110	20	242
Totals	601	495	1096	91236		225	173	358	64	820

Canvass Report — Total Voters — Official
Humble Independent School District — Trustee Election — May 08, 2010

Total Number of Voters : 1,105 of 92,434 = 1.20%

Precincts Reporting 6 of 6 = 100.00%

Lone Star College System, TRUSTEE POSITION 6

Precinct	Early Ballots Cast	Election Ballots Cast	Total Ballots Cast	Registered Voters	Percent Turnout	Bob Wolfe	Rick Diaz	Elizabeth "Liz" Jensen	Margaret L. Cox	Totals
1	86	45	131	9361	1.40%	26	16	20	22	84
2	31	71	102	15675	0.65%	18	6	14	29	67
3	151	94	245	27886	0.88%	30	23	39	61	153
4	50	58	108	6693	1.61%	30	14	18	20	82
5	120	80	200	15404	1.30%	47	17	30	34	128
6	163	147	310	16217	1.91%	66	29	52	57	204
Totals	601	495	1096	91236		217	105	173	223	718

Canvass Report — Total Voters — Official
Humble Independent School District — Trustee Election — May 08, 2010

Total Number of Voters : 1,105 of 92,434 = 1.20%

Precincts Reporting 6 of 6 = 100.00%

Lone Star College System, TRUSTEE POSITION 7

Precinct	Early Ballots Cast	Election Ballots Cast	Total Ballots Cast	Registered Voters	Percent Turnout	Linda S. Good	Richard Campbell	Vernon Reed	Totals
1	86	45	131	9361	1.40%	39	26	27	92
2	31	71	102	15675	0.65%	36	19	10	65
3	151	94	245	27886	0.88%	86	43	46	175
4	50	58	108	6693	1.61%	29	31	30	90
5	120	80	200	15404	1.30%	54	55	31	140
6	163	147	310	16217	1.91%	87	82	74	243
Totals	601	495	1096	91236		331	256	1218	805

SUMMARY REPT-GROUP DETAIL

SAN JACINTO
LONE STAR COLLEGE TRUSTEE
MAY 8, 2010

OFFICIAL REPORT

RUN DATE:05/08/10 09:11 PM

REPORT-EL45A PAGE 002

	TOTAL VOTES	MAIL-IN	EV	ED
LONE STAR TRUSTEE P5 LONE STAR COLLEGE				
VOTE FOR 1				
(WITH 0 OF 1 PRECINCTS COUNTED)				
Gail Stanart	0	0	0	0
David Vogt	0	0	0	0
David Branham	0	0	0	0
Glenn Ware	0	0	0	0
LONE STAR TRUSTEE P6 LONE STAR COLLEGE				
VOTE FOR 1				
(WITH 0 OF 1 PRECINCTS COUNTED)				
Bob Wolfe	0	0	0	0
Rick Diaz	0	0	0	0
Elizabeth "Liz" Jensen	0	0	0	0
Margaret L. Cox	0	0	0	0
LONE STAR TRUSTEE P7 LONE STAR COLLEGE				
VOTE FOR 1				
(WITH 0 OF 1 PRECINCTS COUNTED)				
Linda S. Good	0	0	0	0
Richard Campbell	0	0	0	0
Vernon Reed	0	0	0	0