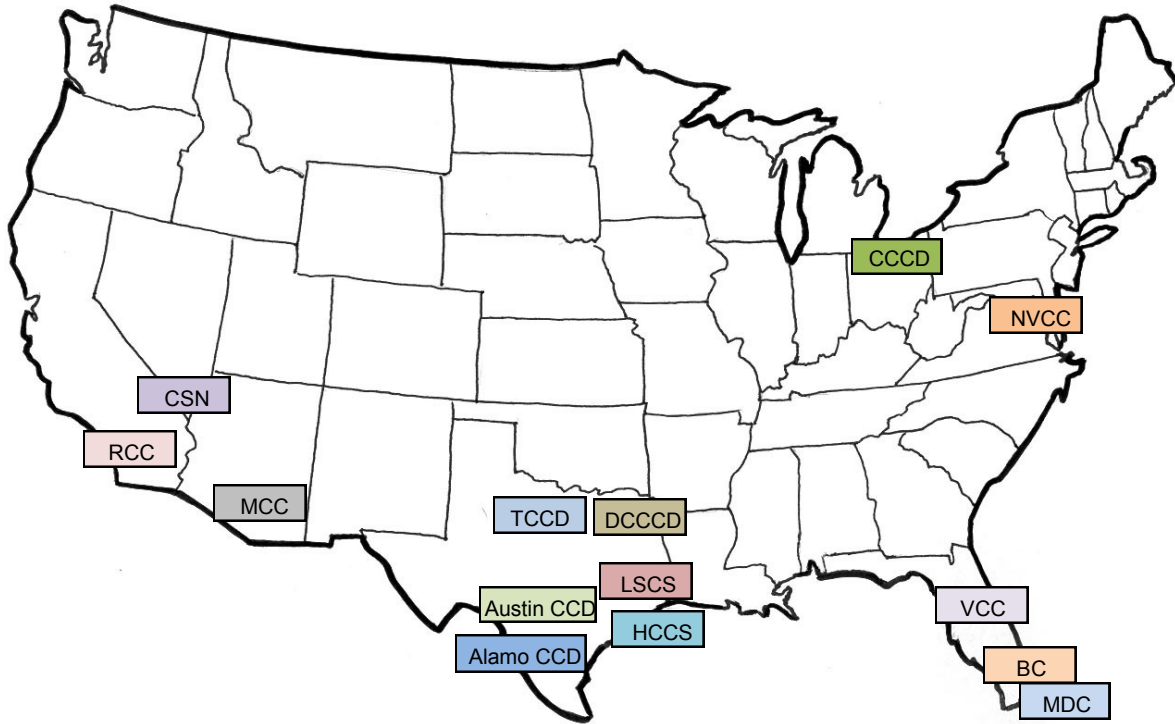




Peer Benchmark Institutions 2010-2011



LEGEND

College	Abbreviations
Alamo Colleges	Alamo CCD
Austin Community College	Austin CCD
Broward College	BC
College of Southern Nevada	CSN
Cuyahoga Community College District	CCCD
Dallas County Community College District	DCCCD
Houston Community College System	HCCS
Lone Star College System	LSCS
Mesa Community College	MCC
Miami Dade College	MDC
Northern Virginia Community College	NVCC
Riverside Community College	RCC
Tarrant County College District	TCCD
Valencia Community College	VCC

Lone Star College System Board of Trustees

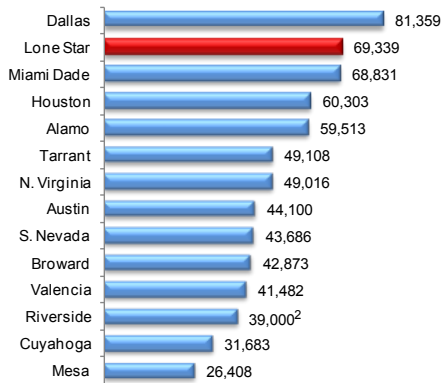
David Holsey, D.D.S.
 Thomas J. Forestier, J.D.
 Stephanie Marquard
 Robert J. Adam, J.D.
 David A. Vogt
 Bob Wolfe, J.D., CPA.
 Linda S. Good, J.D.
 Randy Bates, J.D.
 Priscilla Kelly

Executive Council

Dr. Richard Carpenter, Chancellor
 Rand W. Key, J.D., M.B.A., Senior Vice Chancellor/C.O.O.
 Brian S. Nelson, J.D., General Counsel
 Donetta Goodall, Ph.D., VC Academic Affairs & Student Success
 Ray Laughter, VC External Affairs
 Cindy Gilliam, VC Administration & Finance/C.F.O.
 Shah Ardalan, VC Office of Technology Services/C.I.O.
 Stephen Head, Ph.D., President LSC-North Harris
 Katherine Persson, Ph.D., President LSC-Kingwood
 Susan Karr, Ph.D., President LSC-Tomball
 Austin Lane, Ph.D., Ed.D., President LSC-Montgomery
 Audre Levy, Ed.D., President LSC-CyFair
 Helen Clougherty, Special Asst to the Chancellor, Board Liaison

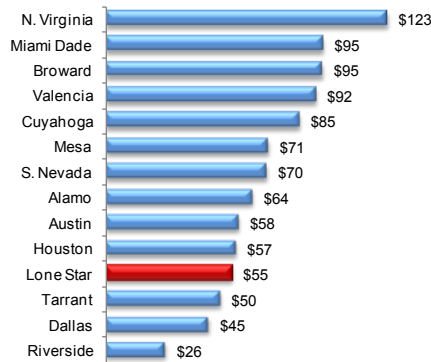
LSCS PEER PERFORMANCE TRACKING

Student Headcount Fall 2010¹



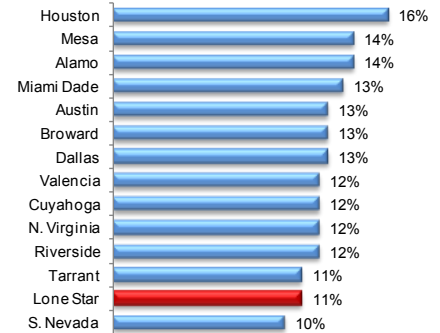
Number of students served for credit classes
*Estimate-data not available

Tuition and Fees per Credit Hour Fall 2010¹



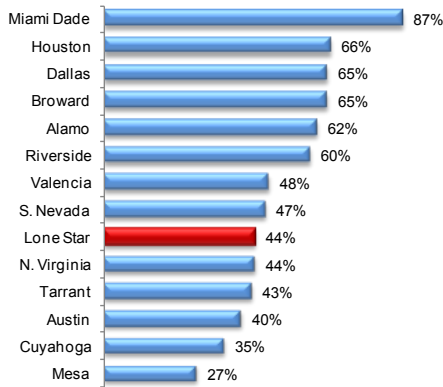
The cost per credit hour is based on FT credit load of 12 hours, including all applicable fees.

Administrative Costs Percentage of Budget FY 2009-2010³



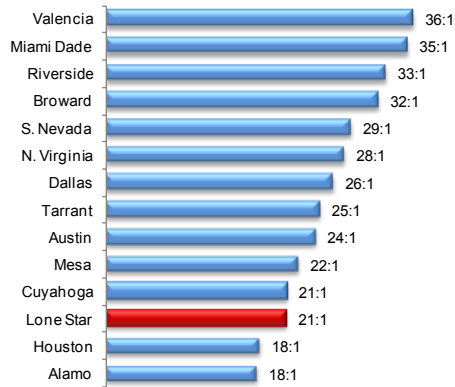
*Percentage of the budget expenditures dedicated to Administrative cost

Minority Students Fall 2009²



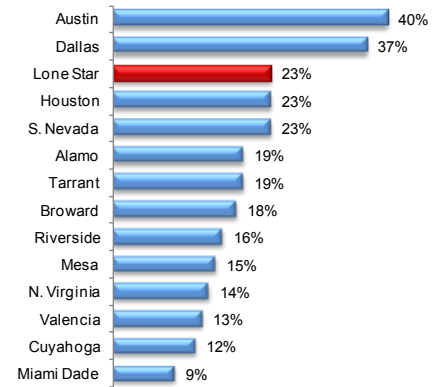
Students Served whose ethnicity fell under the US Census Bureau's Classification of Minority Classification of Federal Data on Race and Ethnicity (Black, Hispanic, Asian, American Indian/Alaskan Native)

Student Faculty Ratio Fall 2009²



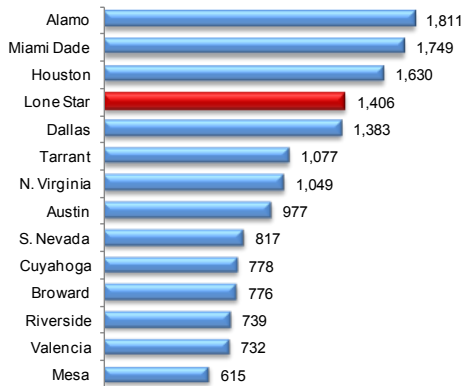
Student Faculty Ratio is Student FTE divided by the Faculty FTE. FTE is the number of Full-time added to one-third the number of Part-time.

Transfer Rate Fall 2009²

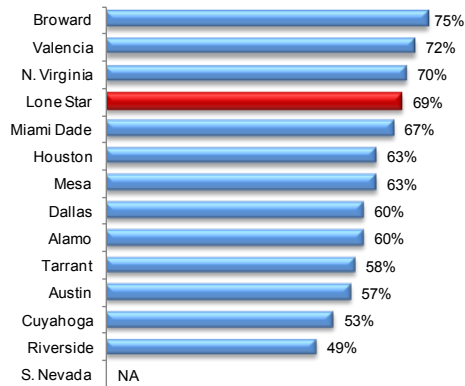


Students from Fall term that transferred to a four year institution the following Spring

Full-time Faculty Fall 2009²

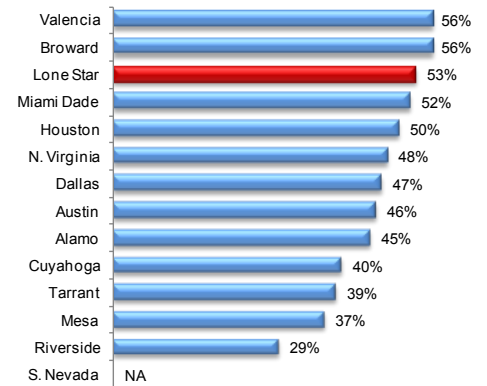


Full-time Persistence Fall 2009²



Students enrolled Fall term who re-enrolled the following Fall Term

Part-time Persistence Fall 2009²



Instructors Employed as Full-time Faculty

Data Source:

¹Individual College Websites

²IPEDS (Integrated Postsecondary Education Data System) Peer Analysis System

³Most recent data available from college website (if not available, then IPEDS 2009-2010)