

How does the Lone Star College System compare with other community colleges of like size and organizational structure? Below are colleges used in the comparison of nine critical areas listed on the back of this page.



COLLEGE

- Alamo Colleges
- Austin Community College
- Broward College
- College of Southern Nevada
- Cuyahoga Community College District
- Dallas County Community College District
- Houston Community College District

ABBREVIATION

- Alamo
- Austin
- Broward
- S. Nevada
- Cuyahoga
- Dallas
- Houston

COLLEGE

- Lone Star College System**
- Mesa Community College
- Miami Dade College
- Northern Virginia Community College
- Riverside Community College
- Tarrant County College District
- Valencia Community College

ABBREVIATION

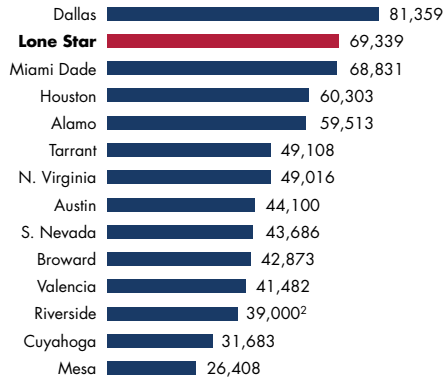
- Lone Star**
- Mesa
- Miami Dade
- N. Virginia
- Riverside
- Tarrant
- Valencia

2011 REPORT CARD

LSCS PEER PERFORMANCE TRACKING

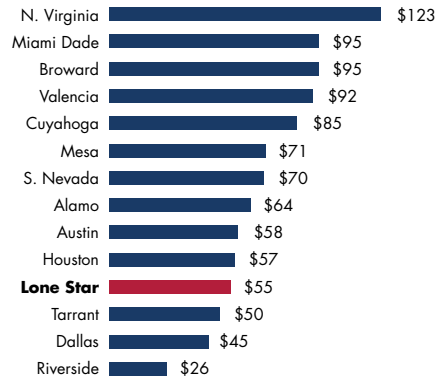


STUDENT HEADCOUNT FALL 2010¹



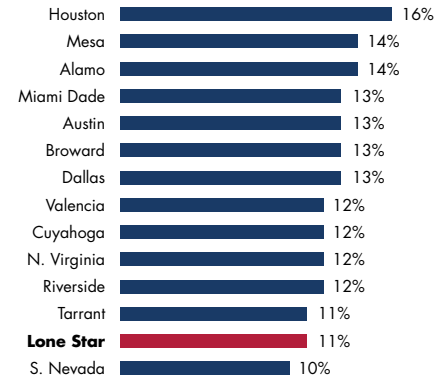
Number of students served for credit classes.

TUITION AND FEES PER CREDIT HOUR FALL 2010¹



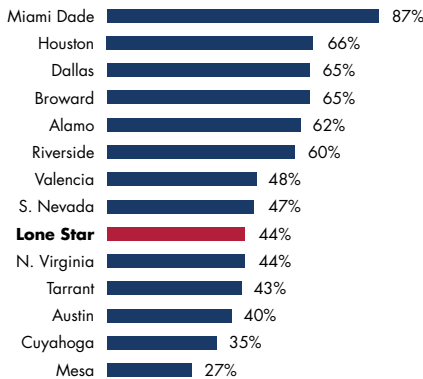
The cost per credit hour is based on FT credit load of 12 hours, including all applicable fees.

ADMINISTRATIVE COSTS PERCENTAGE OF BUDGET FY 2009 - 2010¹



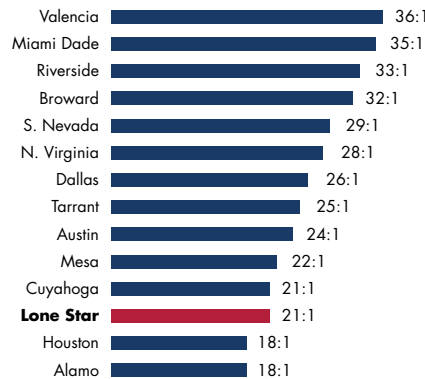
Percentage of the budget expenditures dedicated to administrative cost.

MINORITY STUDENTS FALL 2009²



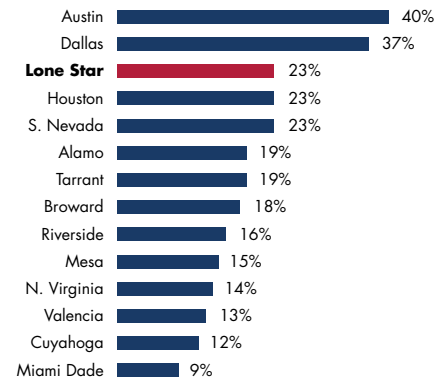
Students served whose ethnicity fell under the US Census Bureau's Classification of Minority Classification of Federal Data on Race and Ethnicity (Black, Hispanic, Asian, American Indian/Alaskan Native).

STUDENT FACULTY RATIO FALL 2009²



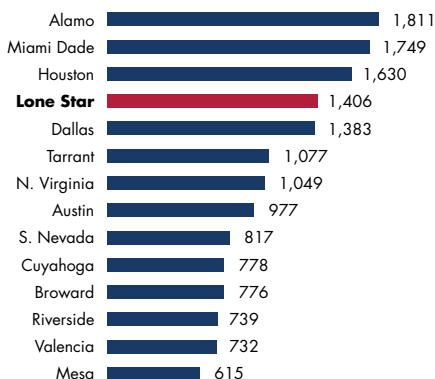
Student Faculty Ratio is student FTE divided by the faculty FTE. FTE is the number of full-time added to one-third the number of part-time.

TRANSFER RATE FALL 2009²



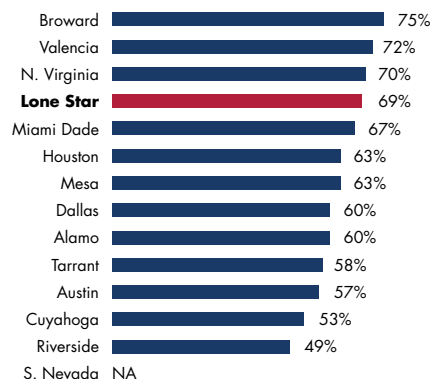
Students from Fall term that transferred to a four year institution the following Spring.

FULL-TIME FACULTY FALL 2009²



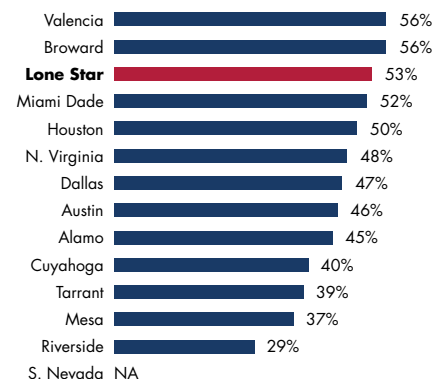
Instructors employed as full-time faculty.

FULL-TIME PERSISTENCE FALL 2009²



Students enrolled Fall term who re-enrolled the following Fall term.

PART-TIME PERSISTENCE FALL 2009²



Students enrolled Fall term who re-enrolled the following Fall term.

Data Source:

¹ Individual College Websites

² IPEDS (Integrated Postsecondary Education Data System) Peer Analysis System/most recent data available