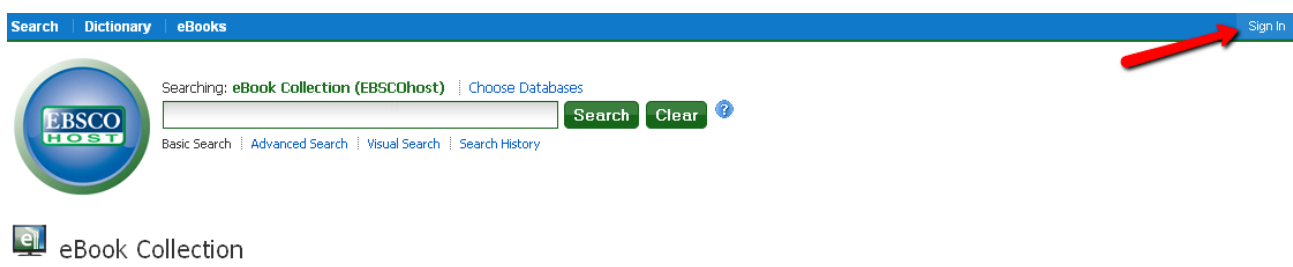


# How to Download EBSCO E-Books

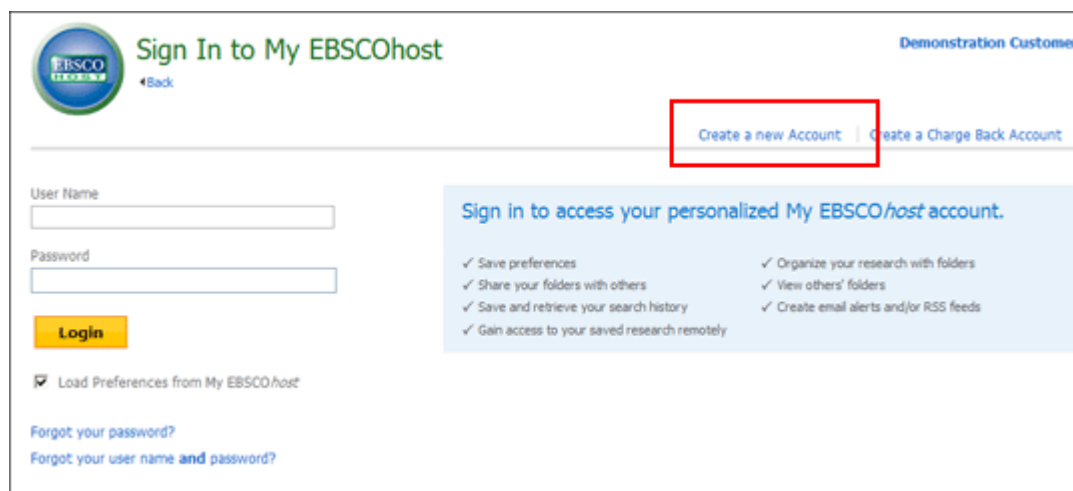
## Lone Star College - Atascocita Library

Interested in downloading e-books to read offline? These simple steps will show you how.

First, you need to create an EBSCO account. You can create one by clicking the Sign In link on the home page of the e-book database.



On the Sign In page, click the 'Create a new Account' link.



Fill in the fields on the Create a New Account Screen. When you have completed the fields, click Save Changes. If all the information was accepted, a message appears that provides your user name and password. Click OK.

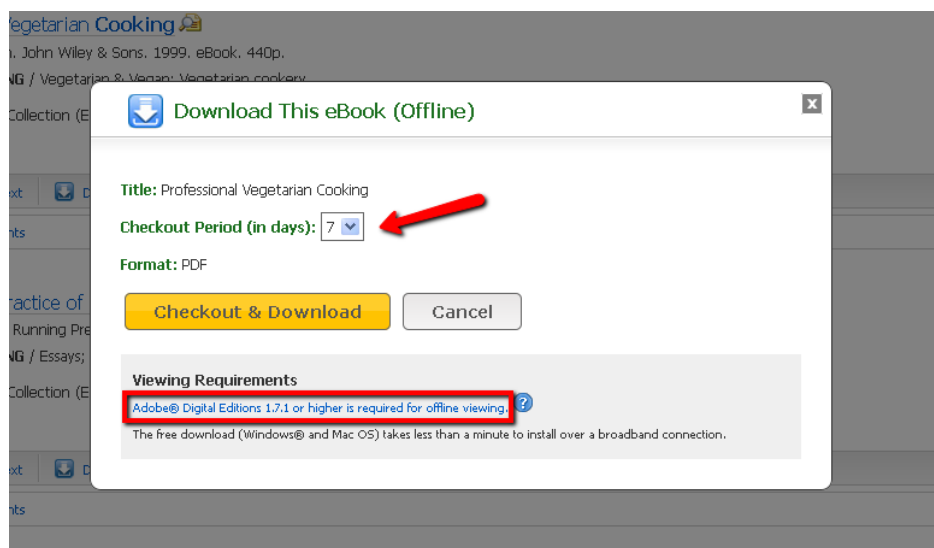
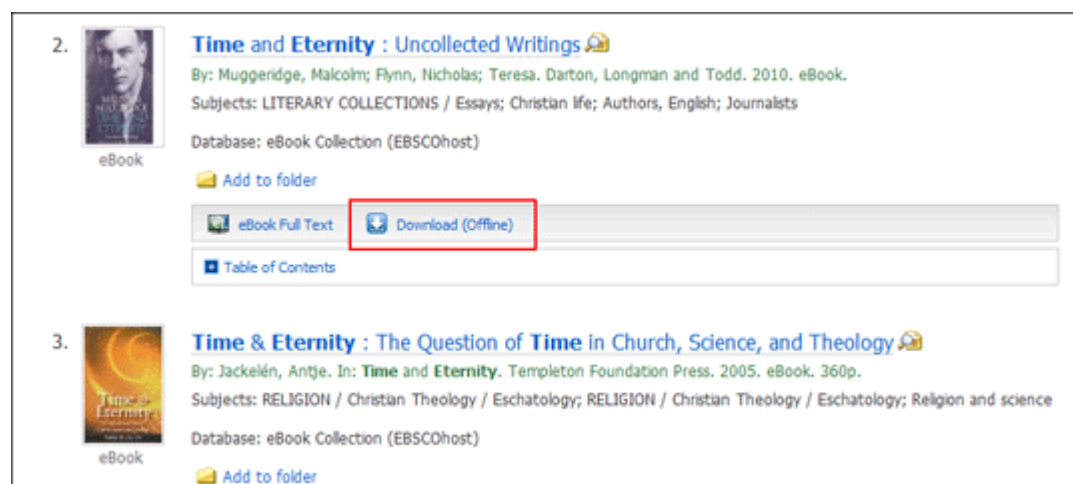
If you need any assistance, please contact the LSC - Atascocita Library:

832-775-0816 - Reference Desk || Atascocita.library@lonestar.edu

# How to Download EBSCO E-Books

Lone Star College - Atascocita Library

When you find a book you are interested in reading, click the 'Download (Offline)' link.



Select a Checkout period from the drop-down menu and click the Checkout & Download button.

To access EBSCO e-books, you must have Adobe® Digital Editions installed on your computer. It is a free download that allows you to read library e-books securely. You can find the link to the program in the download window of the program, or by clicking here:

<http://www.adobe.com/products/digital-editions.html>

Select to Open the file from the resulting dialog box.

When a downloaded eBook is opened, it is displayed in Adobe® Digital Editions.

If you need any assistance, please contact the LSC - Atascocita Library:

832-775-0816 - Reference Desk || [Atascocita.library@lonestar.edu](mailto:Atascocita.library@lonestar.edu)