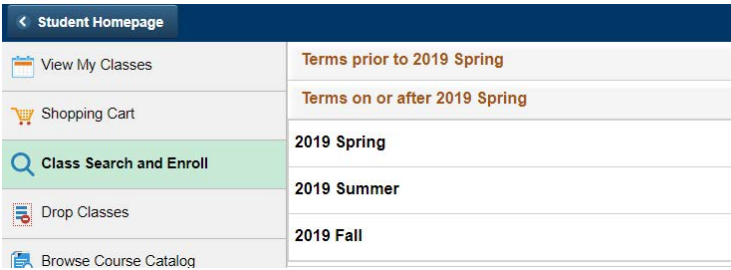
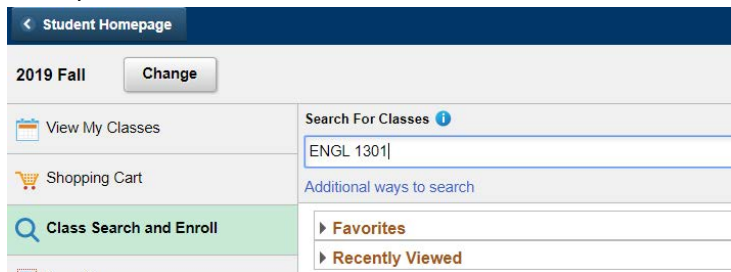


# Searching for Available Classes:

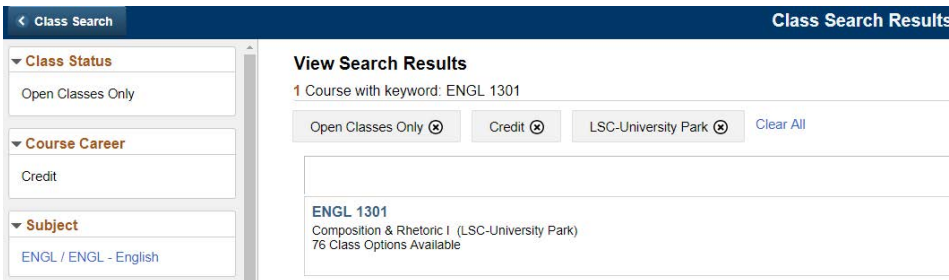
1. Log into your myLoneStar portal via my.lonestar.edu.
2. Click "Student", then "Manage Classes".
3. Select "Class Search and Enroll".
4. Choose Your Term.



5. Enter the Course and Subject under "Search for Classes" and hit enter to search. (ENGL 1301 is the example used here.)



6. Select the Classes available at LSC-University Park by Clicking on the Class (ENGL 1301).



7. A listing of classes will appear. You will see the class number and section number (indicated in blue), as well as meeting dates, instructor, open seats, etc. It is the Class Number for the class you choose that should be entered on your Enrollment Form.

Option	Status	Session	Class	Meeting Dates	Days and Times	Room	Instructor	Seats
1	Open	8 Week Session 1	Lecture - Class 8177 - Section 6001	08/26/2019 - 10/20/2019	To be announced	ONLINE	Elizabeth Pena	Open Seats 20 of 25
2	Open	8 Week Session 1	Lecture - Class 8178 - Section 6002	08/26/2019 - 10/20/2019	To be announced	ONLINE	Alison Cope	Open Seats 25 of 25
3	Open	Regular Academic Session	Lecture - Class 8181 - Section 6003	08/26/2019 - 12/15/2019	To be announced	ONLINE	Kristie Musgrove	Open Seats 25 of 25
4	Open	Regular Academic Session	Lecture - Class 8183 - Section 6004	08/26/2019 - 12/15/2019	To be announced	ONLINE	Elizabeth Bennett	Open Seats 23 of 25
5	Open	Regular Academic Session	Lecture - Class 8185 - Section 6005	08/26/2019 - 12/15/2019	To be announced	ONLINE	Jamie Nusbaum	Open Seats 25 of 25
6	Open	Regular Academic Session	Lecture - Class 8186 - Section 6006	08/26/2019 - 12/15/2019	To be announced	ONLINE	Alison Cope	Open Seats 25 of 25
7	Open	Regular Academic Session	Lecture - Class 8188 - Section 6007	08/26/2019 - 12/15/2019	To be announced	ONLINE	Christine Brown	Open Seats 24 of 25

**Please Note: Dual Credit Students cannot enroll themselves online. You must submit your enrollment form to your DC Counselor or directly to the LSC-Dual Credit Office (Bldg. 12.231).**