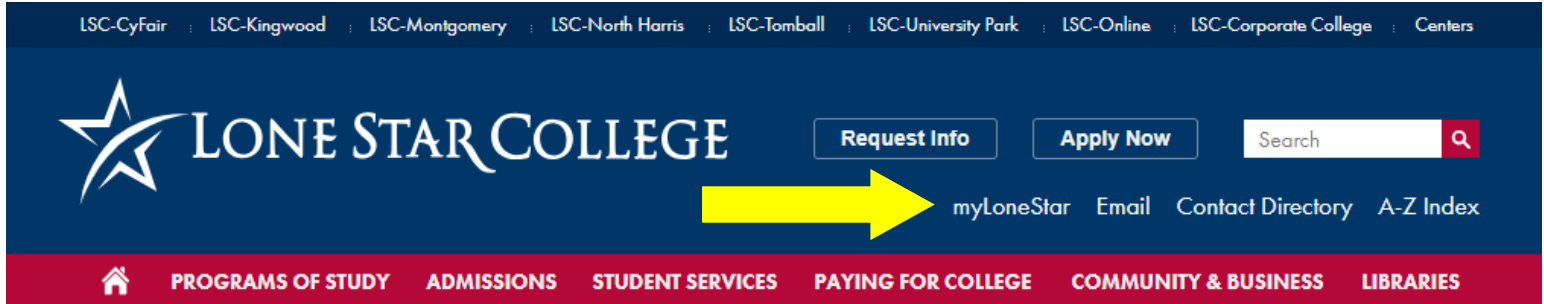
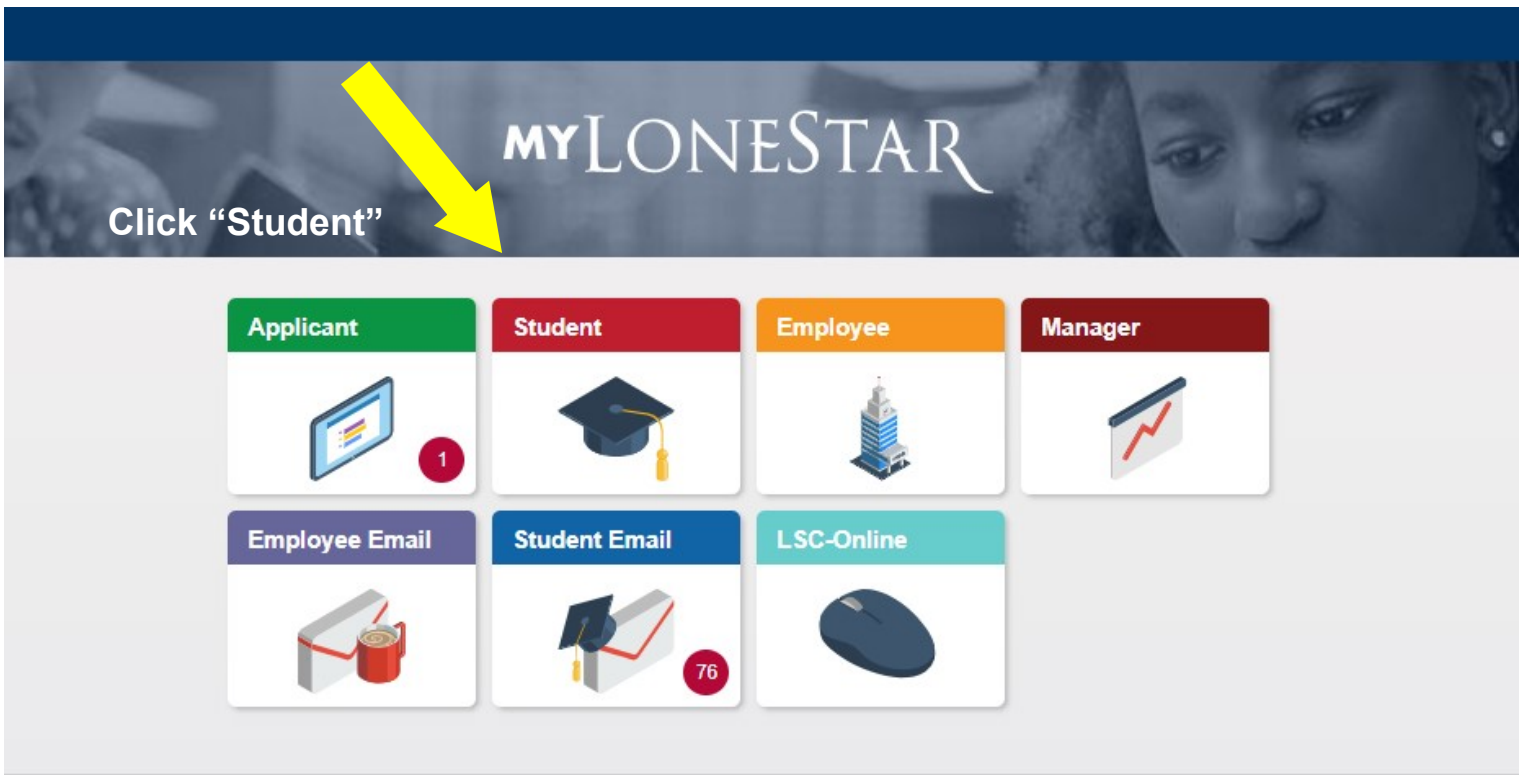


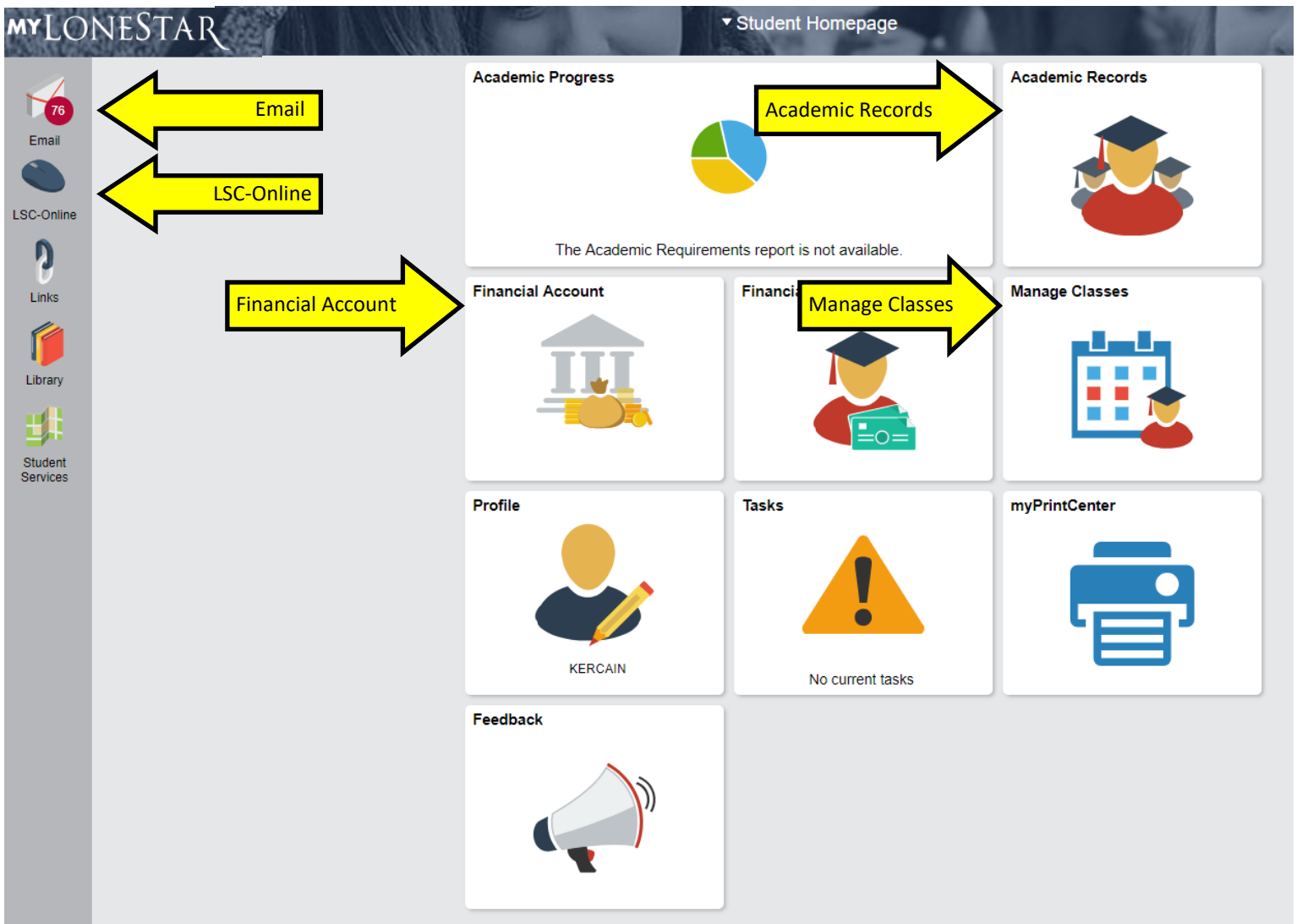
Using myLoneStar- Your LSC Student Homepage

Make Payment, View Your Class Schedule, Access Your Class on D2L and More!



Access myLoneStar via the link on the Lone Star College Homepage (www.lonestar.edu) or directly at my.lonestar.edu and log-in with your LSC Username and Password.





You will be brought to the Student Homepage (above) where you can view various information:

Academic Records: View Grades, View Your Unofficial Transcript and Request an Official Transcript.

Financial Account: View Your Account Balance, Review Payment History, View Your Tuition and Fee Statement and Make Payments.

Manage Classes: View Your Class Schedule, Search for Available Classes and Complete Class Evaluations (Evaluations of Professors/Classes You Have Taken).
(Please note Dual Credit students will not be able to enroll/drop themselves via self-enroll; students must enroll/drop via forms provided by their High School Dual Credit Counselor.)

Email (Left Sidebar): Students can access their LSC email account via this link. Students- Please check your LSC Email account regularly as this is the account where all official communication from LSC is sent.

LSC-Online (Left Sidebar): LSC-Online is often referred to as "D2L". Students access the online content for their class via D2L. Please note-both fully online classes and in-person classes may have content in D2L. All students must first complete the "Student Orientation for Online Courses" in D2L before they can access their class(es). VTAC Support (<http://vtac.lonestar.edu/help>) is available to students who are having problems accessing their class or have questions about D2L.