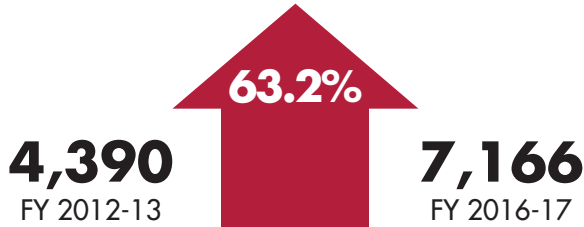


Strategic Goal #1: Increase completion and achievement of all students


**DEGREES/
CERTIFICATES**

Associate Degrees



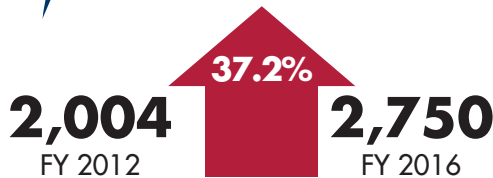
The number of Associate degrees awarded increased by 2,776 (63.2%) from FY 2012-13 to FY 2016-17.

Certificates



The number of Certificates awarded increased by 475 (25.3%) from FY 2012-13 to FY 2016-17.

TRANSFERS



The number of LSC students transferring to Texas 4-year institutions increased by 37.2% from FY 2012 to FY 2016. Transfer data provided by THECB, and are first-time, full-time students. FY 2012 data based on the 2005 cohort and FY 2016 data based on the 2010 cohort.

Top 10 Transfer Institutions (4-year)



**LICENSURE
PASS RATES**

Seven programs consistently had a **100% licensure exam pass rate** over a 3-year period (AY2013-2014, 2014-2015, 2015-2016).

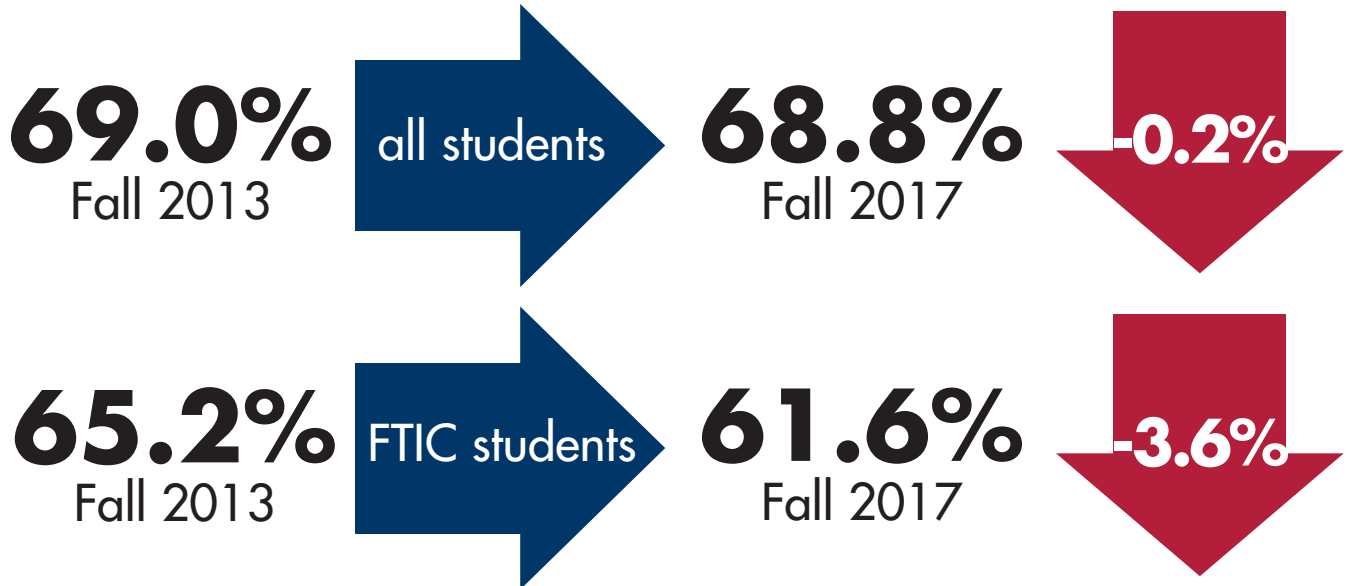


Medical Radiologic Technology | Respiratory Care Therapist
Physical Therapist Assistant | Dental Hygiene | Pharmacy Technician
Occupational Therapy Assistant | Veterinary Technology

Diagnostic Medical Sonography, Fire Science/Fighting, Licensed Practical/Vocational Nursing, and Medical Assistant had pass rates above 95% for all three years.

Strategic Goal #1: Increase completion and achievement of all students

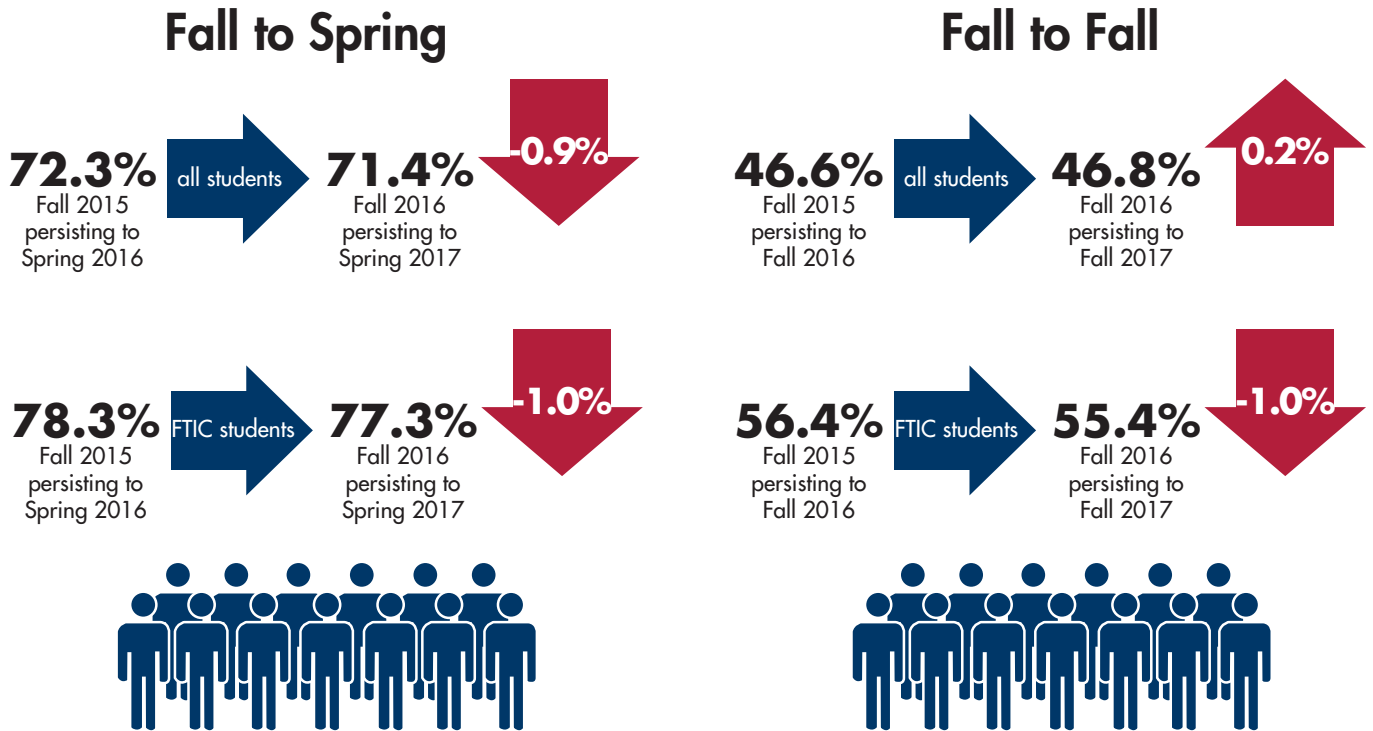
PASS RATES



Fall 2013 to Fall 2017, the course pass rate for all LSC students decreased by 0.2% and 3.6% for all LSC First Time in College (FTIC) students.

Successful Completion is defined as earning an A, B or C in a class.

PERSISTENCE RATES



Fall to Spring persistence rates decreased by 0.9% for all LSC students and by 1.0% for FTIC students when comparing Fall 2015 cohort with Fall 2016 cohort.

Fall to Fall persistence rates increased by 0.2% for all LSC students and decreased by 1.0% for FTIC students when comparing Fall 2015 cohort with Fall 2016 cohort.