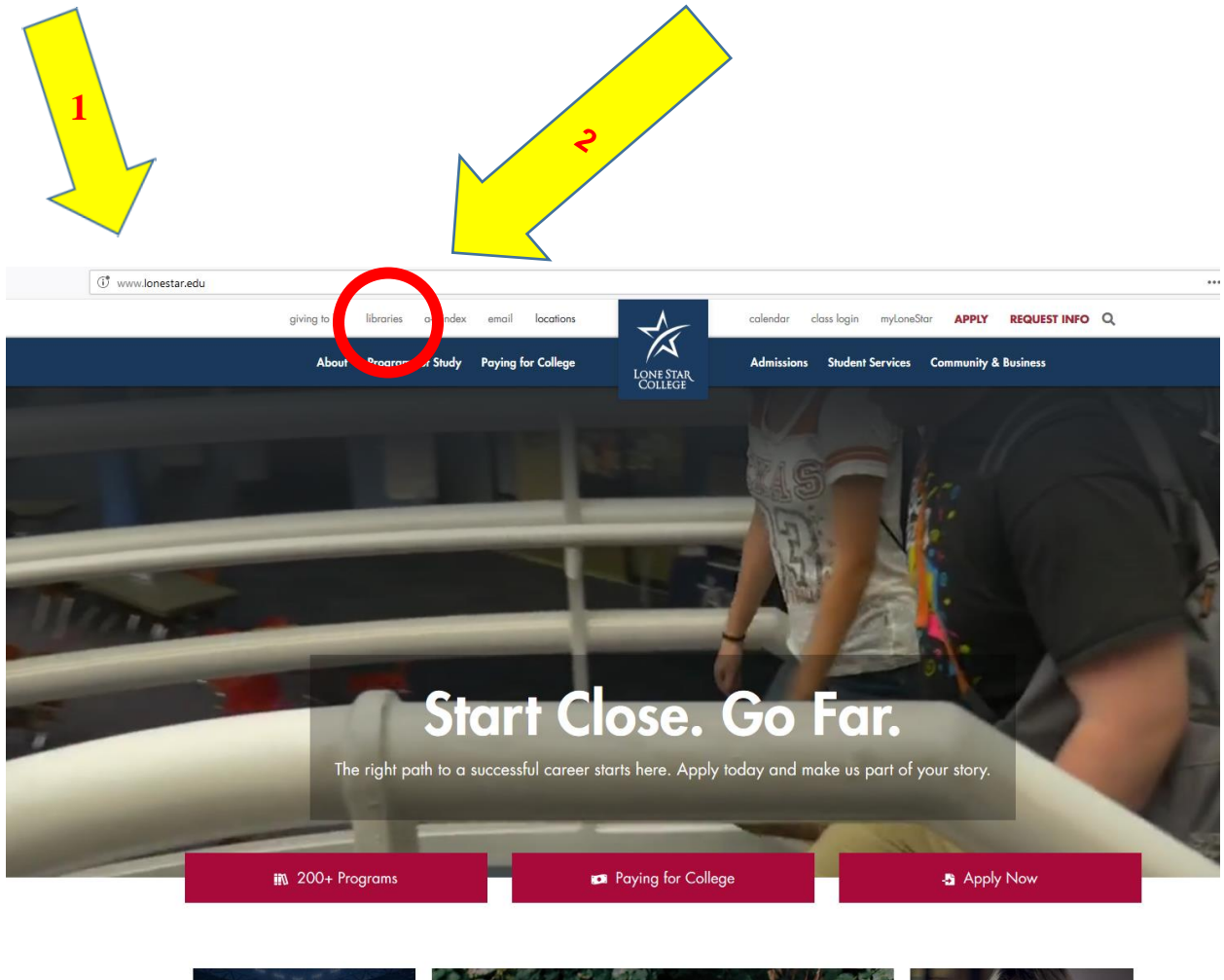
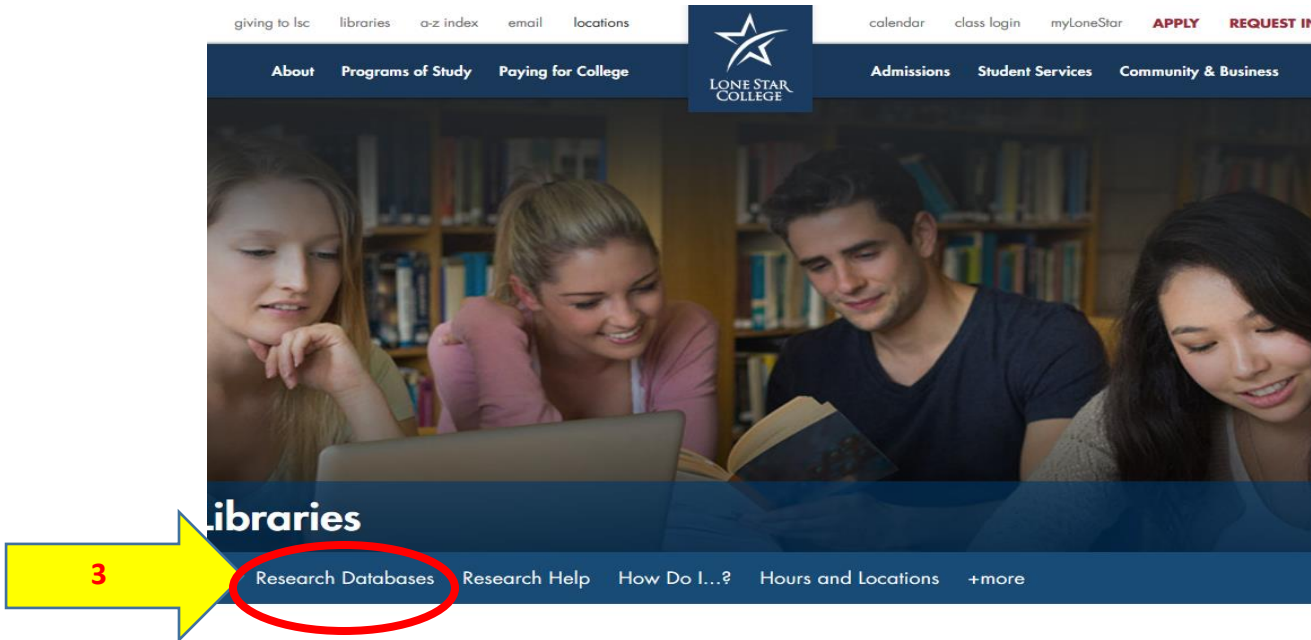


1. Using a web browser like Google Chrome or Firefox Mozilla, go to <http://www.lonestar.edu/>.
2. From that link or any other Lone Star college web page, click on **Libraries**



3. Click on **Research Databases**



4. Depending on your topic select a subject category for the databases.
5. For example: for articles to write an outline / paper on a current / controversial issue, select **Current Issues & News**, and select **Articles** to go to a **database** to search for articles).
6. If you want to search for articles in the database called **Academic Search Complete**, click on **All Databases by Title** and select **Academic Search Complete** (databases are listed in alphabetical order).

# Research Databases

For off-campus access, enter your 14-digit library barcode number located on the back of your college ID/library card when prompted. No college ID or library card? [Request a library card barcode number.](#)

## Find Articles, E-Books, Videos, Music & Images by Subject

- Art, Music & Theater
- Biography & Genealogy
- Business
- Careers
- Criminal Justice, Government, & Law
- Cultures & Geography
- **Current Issues & News**
- Do It Yourself
- E-Books & Reference
- Education
- Español
- Health & Medicine
- History
- Literature
- Philosophy & Religion
- Science & Technology
- Social Sciences
- Video
- Workforce & Applied Technology

All Databases  
by Title

Search for  
Publication Title

Database Trials  
for Review

New  
Databases

7. Click on **Academic Search Complete**. (If you are on campus, proceed to step # 9)

# Research Databases: Alphabetical

**For off-campus access, enter your 14-digit library barcode number located on the back of your college ID/ library card when prompted after clicking on a database link. No college ID or library card? Request a student ID or library card barcode number.**



**a-c** | Jump to: **d-h i-m n-r s-z**

## **ABI/Inform Complete**

(ProQuest)

Current business information, from scholarly journals and dissertations, to company, industry, and market-focused trade news, with some historical coverage back to 1900.

## **Academic Video Online: Premium**

(Alexander Street Press)

Full-length videos on various topics, documentaries, instructional materials and limited historical news reports.



## **Academic Search Complete**

(EBSCO) [Help](#)

Multi-disciplinary database; full text of articles from over 5,300 [journals](#), [magazines](#) and [newspapers](#), plus image collections.

- If you are off-campus this screen will pop up (you will not see this screen if you're on campus) For off-campus access, enter your 14-digit library barcode number located on the back of your college ID/ library card when prompted. No college ID or library card? [Request a library card barcode number.](#)



## LSCS Libraries: Database Authentication

Please enter the 14-digit number that appears with the barcode on your library card or student ID.

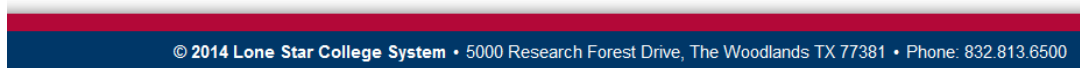
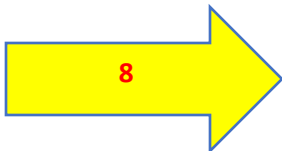
If you need a library card, please contact [one of our libraries](#) about obtaining one.

Barcode Number:

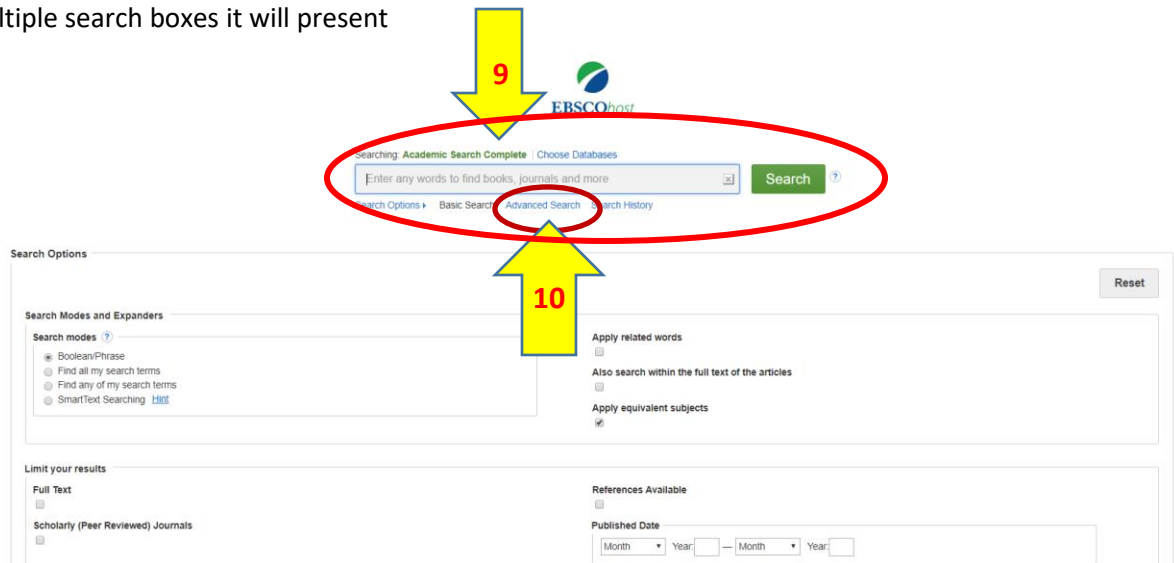
Login

[LSC-Online users login here](#)

Available for databases labeled (LSCS Libraries) only.  
For campus specific databases, use your library barcode above.



- You can start doing keyword searches by typing your keyword (not sentences) in the search box.
- Or, click on **Advanced Search** so you can search using multiple keywords by typing them in the multiple search boxes it will present



- Type in different keywords in different boxes (as shown below)
- Select Full Text and Scholarly (Peer Reviewed Journals) to narrow your searches in order to get the specific articles that you are looking for.

11

Searching Academic Search Complete | Choose Databases

Most  Select a Field (optional) Search

AND  Select a Field (optional) Clear ?

AND  Select a Field (optional) + -

Basic Search Advanced Search Search History

Search Options Reset

Search Modes and Expanders

Search modes ?

- Boolean/Phrase
- Find all my search terms
- Find any of my search terms
- SmartText Searching [link](#)

Apply related words

Also search within the full text of the articles

Apply equivalent subjects

Limit your results

Full Text

Scholarly (Peer Reviewed) Journals

Publication

References Available

Published Date  Month  Year  -  Month  Year

Publication Type

# Questions???

Ask us!!!

## LSC-Tomball Community Library Hours & Contact Information

### Location and Hours:

30555 Tomball Parkway  
Tomball, TX 77375

Mon.-Thurs.: 8:00AM – 9:00PM  
Friday: 8:00am – 6:00pm  
Saturday: 10:00am – 5:00pm  
Sunday: Closed

### Contact a Librarian:

Call the Reference Desk at 832-559-4211  
E-mail us at [tceref@lonestar.edu](mailto:tceref@lonestar.edu)  
Text us at 281-826-4488